

**DRAWING LEGEND**

- 100mm CLT WALL 3s
- 100mm CLT WALL 5s
- 120mm CLT WALL 3s
- 120mm CLT WALL 5s
- 140mm CLT WALL 5s
- 200mm CLT WALL 5s
- GLULAM BEAM ABOVE
- GLULAM COLUMN / BEAM
- STEEL BEAM ABOVE
- STEEL COLUMN / BEAM

STRUCTURAL OPENING IN CLT  
(AFFL = ABOVE FINISHED FLOOR LEVEL)

- HEAD HEIGHT AFFL
- CILL HEIGHT AFFL

USS UNDERSIDE OF RHS 90x50x5 STEEL PROFILE

**CLT SURFACE LEGEND**

- VISUAL GRADE
- EXPOSED CLT NON VISUAL
- CLT FIRE RATING R30
- CLT FIRE RATING R60
- CLT FIRE RATING R90

Please note:  
Fire Rating to Urban structure is to be provided by linings unless otherwise indicated.

**FOR CONSTRUCTION**

RECEIVED	RETURNED
----------	----------

APPROVED BY \_\_\_\_\_

DRAWING STATUS	SIGNED	DATE
A <input type="checkbox"/> B <input type="checkbox"/> C <input type="checkbox"/>		

REV	DATE	AMENDMENT
A	23.02.16	For Approval
B	01.04.16	For Approval
C	14.10.16	For Approval (After revision to 3d model and drawings from 29.07.16)
D	18.11.16	For Approval
	02.12.16	For Construction



**URBAN Limited**  
3rd Floor T +44 (0)20 7378 8476  
59 Lafone Street E info@urban.co.uk  
London SE1 2LX www.urban.co.uk

DRAWING TITLE  
**GROUND FLOOR PLAN**

STATUS  
**FOR CONSTRUCTION**

DRAWING NO. <b>2448_GA_101</b>	REVISION <b>D</b>
-----------------------------------	----------------------

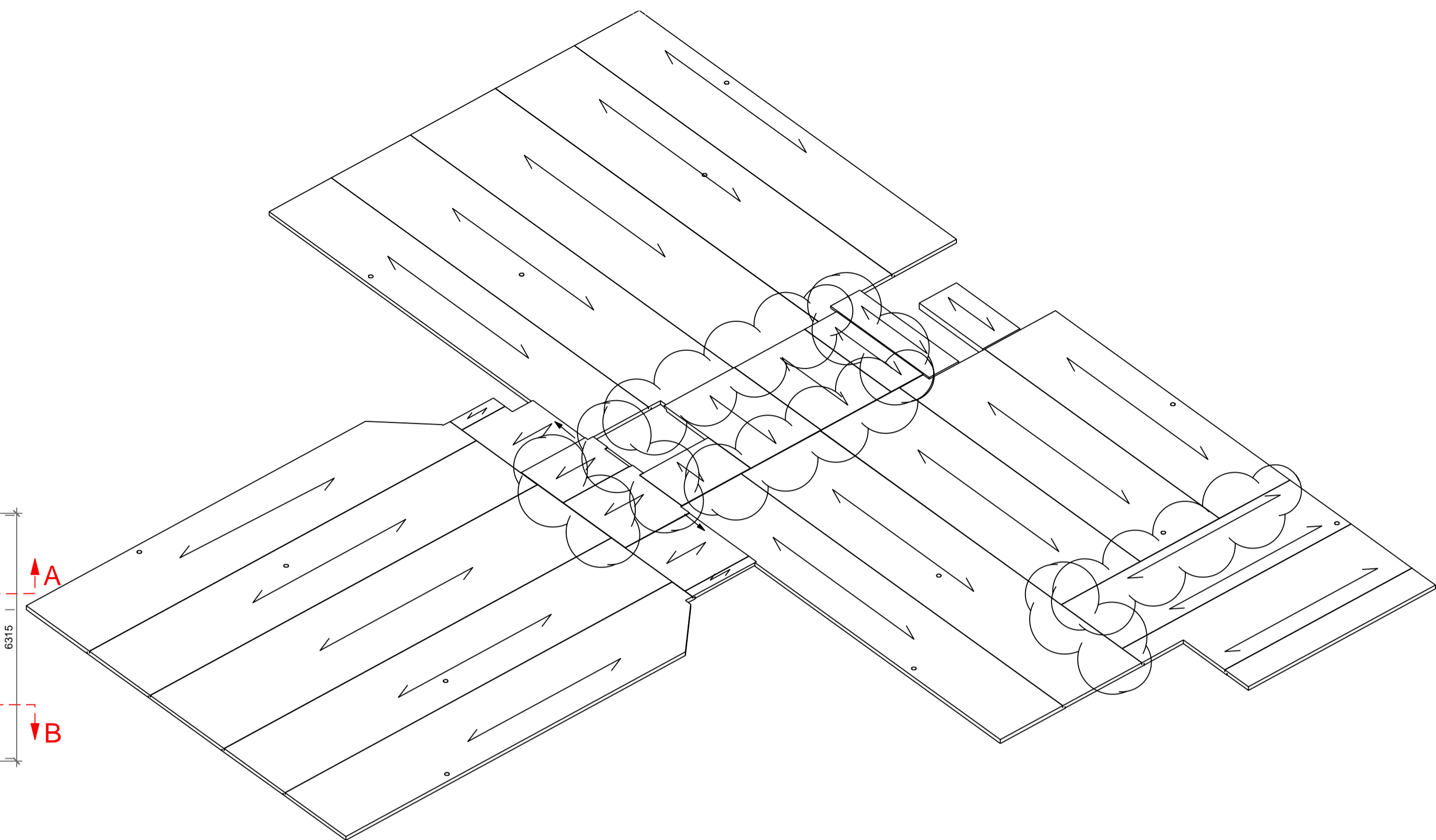
JOB TITLE  
**Yoker Clyde Riverside  
Ellaerslie Road  
G14 ONF Yoker Glasgow**

JOB NO.  
**2448**

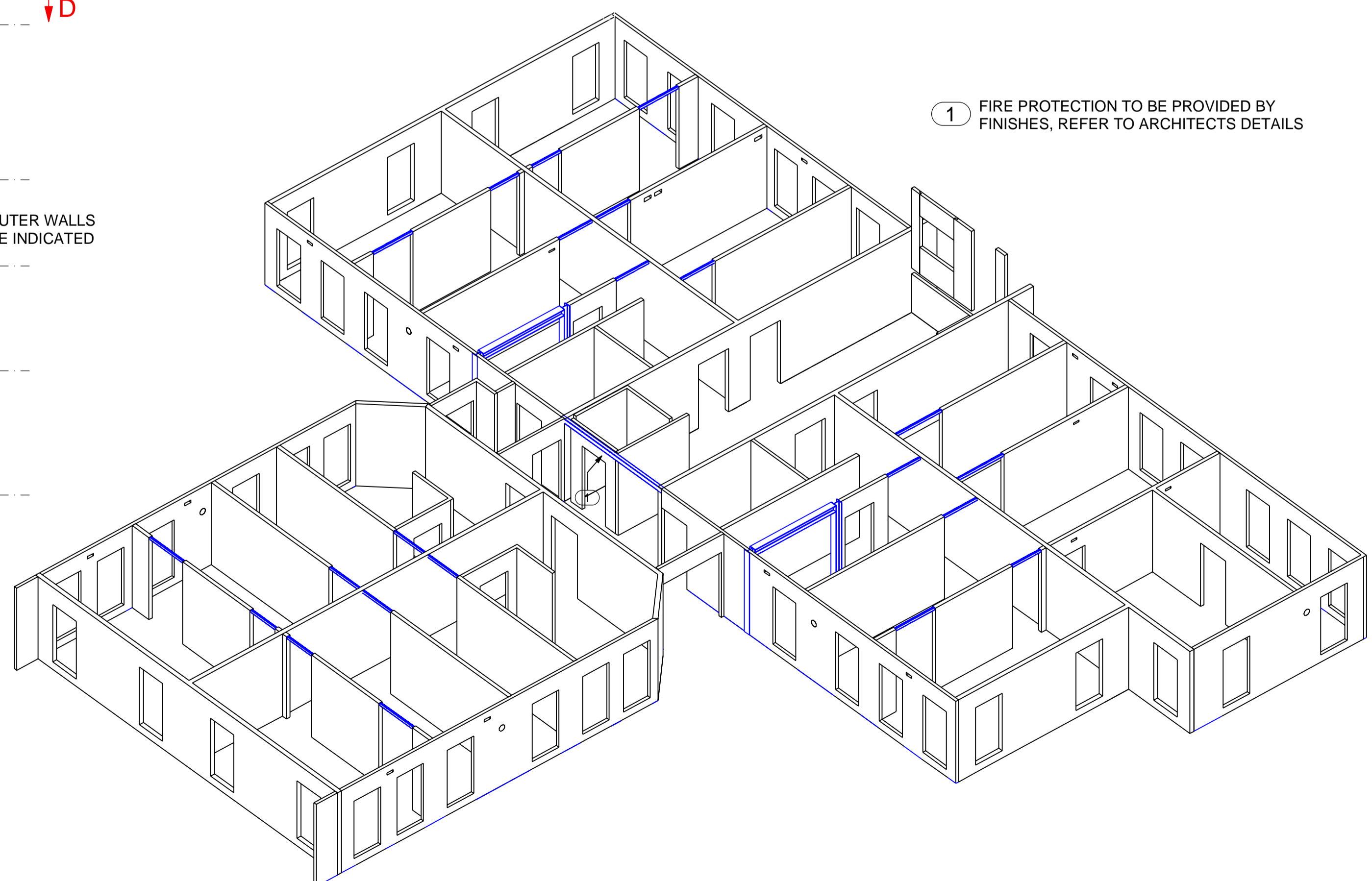
SCALE @ A1 <b>1: 100</b>	DATE <b>01.04.2016</b>	DRAWN <b>DN</b>	CHECKED <b>TL</b>
-----------------------------	---------------------------	--------------------	----------------------

© COPYRIGHT  
THE COPYRIGHT IN THIS DRAWING IS VESTED IN URBAN LIMITED AND NO LICENCE OR ASSIGNMENT OF ANY KIND HAS BEEN OR IS GRANTED TO ANY THIRD PARTY WHETHER BY PROVISION OF COPIES OR ORIGINALS OF THE DRAWINGS OR OTHERWISE UNLESS OTHERWISE AGREED IN WRITING

FOR ELECTRONIC DATA ISSUE  
ELECTRONIC DATA / DRAWINGS ARE ISSUED AS 'READ ONLY' AND SHOULD NOT BE INTERROGATED FOR MEASUREMENT. ALL DIMENSIONS AND LEVELS SHOULD BE READ ONLY FROM THOSE VALUES STATED IN TEXT ON THE DRAWING.




**GROUND FLOOR SLABS ISOMETRIC**



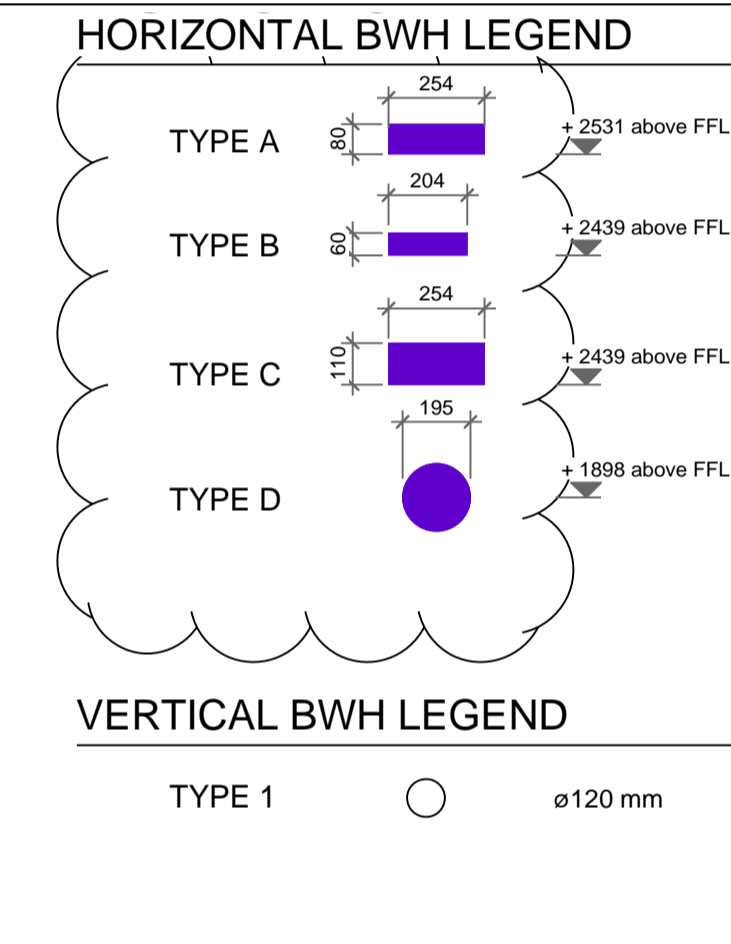
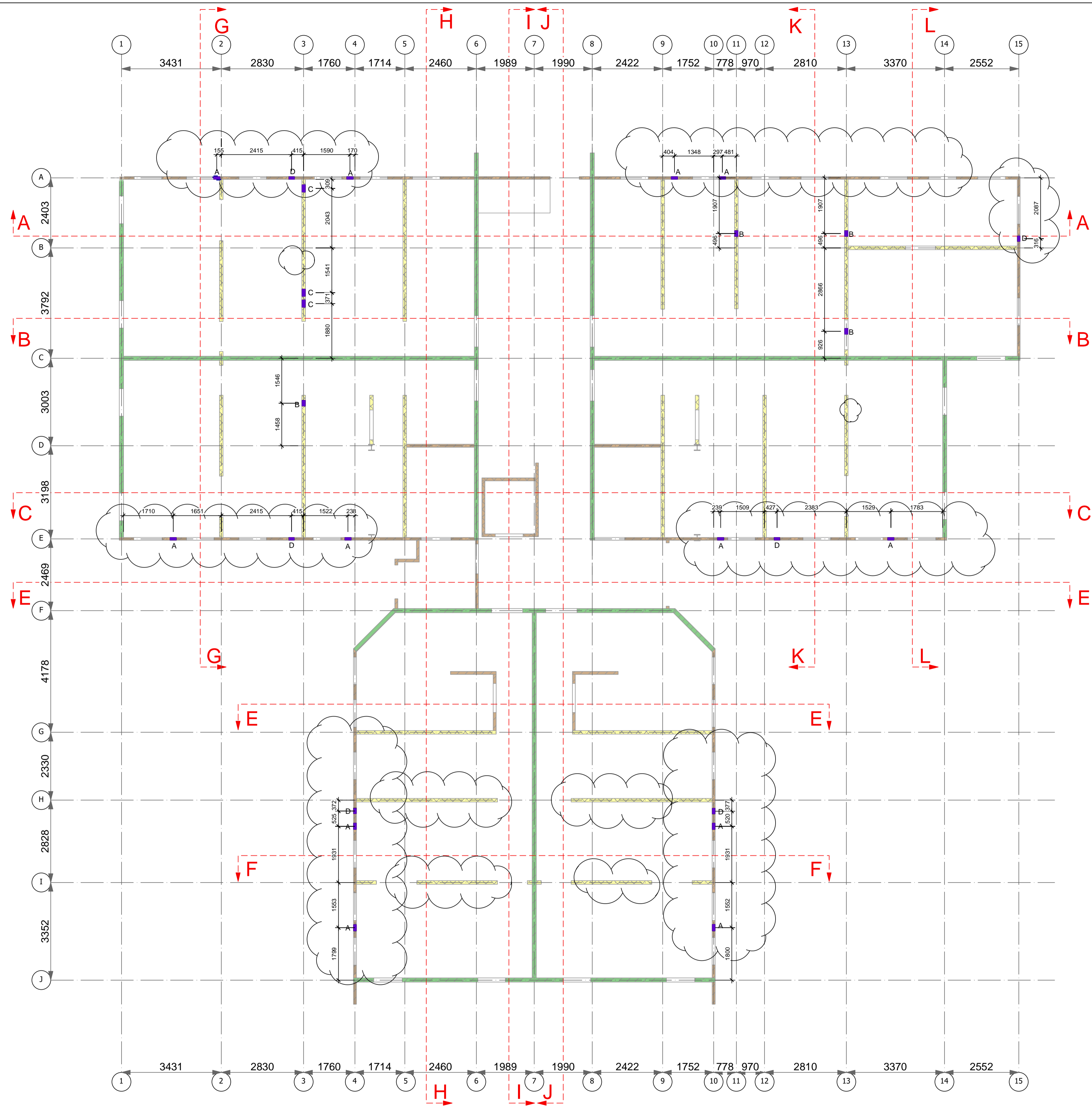
**GROUND FLOOR WALLS ISOMETRIC**

ALL WALL PANELS GRAIN DIRECTION IS VERTICAL UNLESS INDICATED.



**GROUND FLOOR PLAN**

1 FIRE PROTECTION TO BE PROVIDED BY FINISHES, REFER TO ARCHITECTS DETAILS



REV	DATE	AMENDMENT
-	23.02.16	For Approval
A	01.04.16	For Approval
B	14.10.16	For Approval (After revision to 3d model and drawings from 29.07.16)
C	18.11.16	For Approval
D	02.12.16	For Construction

**EURBAN**

**EURBAN Limited**  
 3rd Floor  
 59 Lafone Street  
 London SE1 2LX

T +44 (0)20 7378 8476  
 E info@urban.co.uk  
 www.urban.co.uk

DRAWING TITLE  
**GROUND FLOOR  
 BWH PLAN**

STATUS  
**FOR CONSTRUCTION**

DRAWING NO. **2448\_GA\_102** REVISION **D**

JOB TITLE  
**Yoker Clyde Riverside  
 Ellerslie Road  
 G14 ONF Yoker Glasgow**








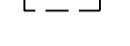





JOB NO. **2448**

SCALE @ A1 **1: 75** DATE **01.04.2016** DRAWN **DN** CHECKED **TL**






© COPYRIGHT  
 THE COPYRIGHT IN THIS DRAWING IS VESTED IN EURBAN LIMITED AND NO LICENCE OR ASSIGNMENT OF ANY KIND HAS BEEN, OR IS GRANTED TO ANY THIRD PARTY WHETHER BY PROVISION OF COPIES OR ORIGINALS OF THE DRAWINGS OR OTHERWISE UNLESS OTHERWISE AGREED IN WRITING

FOR ELECTRONIC DATA ISSUE  
 ELECTRONIC DATA / DRAWINGS ARE ISSUED AS 'READ ONLY' AND SHOULD NOT BE INTERROGATED FOR MEASUREMENT. ALL DIMENSION AND LEVELS SHOULD BE READ ONLY FROM THOSE VALUES STATED IN TEXT ON THE DRAWING.

**DRAWING LEGEND**

-  100mm CLT WALL 3s
  -  100mm CLT WALL 5s
  -  120mm CLT WALL 3s
  -  120mm CLT WALL 5s
  -  140mm CLT WALL 5s
  -  200mm CLT WALL 5s
  -  GLULAM BEAM ABOVE
  -  GLULAM COLUMN / BEAM
  -  STEEL BEAM ABOVE
  -  STEEL COLUMN / BEAM
- STRUCTURAL OPENING IN CLT  
(AFFL = ABOVE FINISHED FLOOR LEVEL)
-  2700 HEAD HEIGHT AFFL
  -  125 CILL HEIGHT AFFL
- USS  **UNDERSIDE OF RHS 90x50x5 STEEL PROFILE**

**CLT SURFACE LEGEND**

-  VISUAL GRADE
  -  EXPOSED CLT NON VISUAL
  -  CLT FIRE RATING R30
  -  CLT FIRE RATING R60
  -  CLT FIRE RATING R90
- Please note:  
Fire Rating to Urban structure is to be provided by linings unless otherwise indicated.

**FOR CONSTRUCTION**

RECEIVED	RETURNED	
APPROVED BY		
DRAWING STATUS		
A <input type="checkbox"/>	B <input type="checkbox"/>	C <input type="checkbox"/>
SIGNED		DATE
REV	DATE	AMENDMENT
A	23.02.16	For Approval
B	01.04.16	For Approval
C	14.10.16	For Approval (After revision to 3d model and drawings from 29.07.16)
D	18.11.16	For Approval
	02.12.16	For Construction

**URBAN**

**URBAN Limited**  
3rd Floor  
59 Lafone Street  
London SE1 2LX

T +44 (0)20 7378 8476  
E info@urban.co.uk  
www.urban.co.uk

**DRAWING TITLE**  
FIRST & SECOND FLOOR PLAN

**STATUS**  
FOR CONSTRUCTION

DRAWING NO.	REVISION
2448_GA_111	D

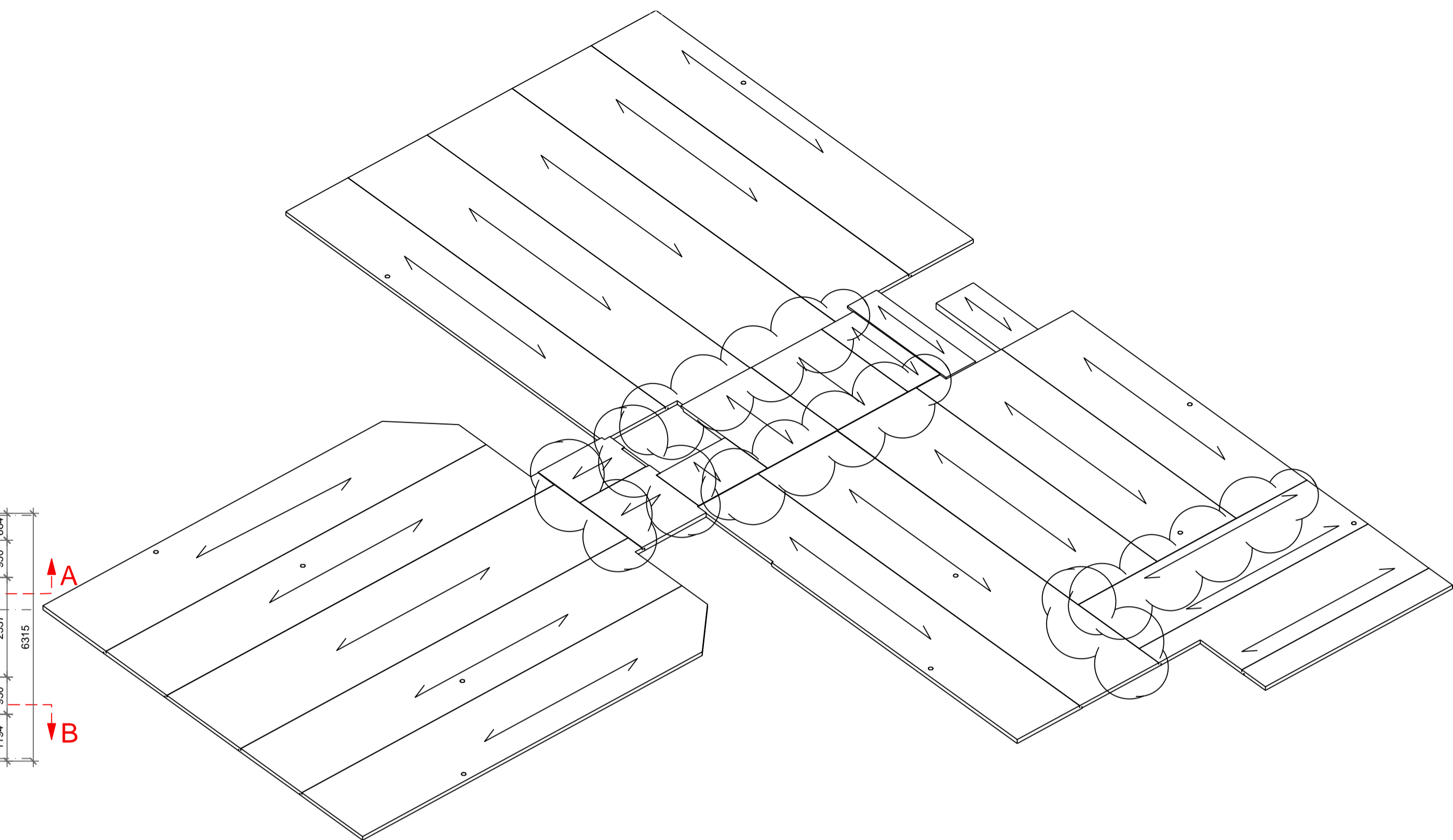
**JOB TITLE**  
Yoker Clyde Riverside  
Ellerslie Road  
G14 ONF Yoker Glasgow

**JOB NO.**  
2448

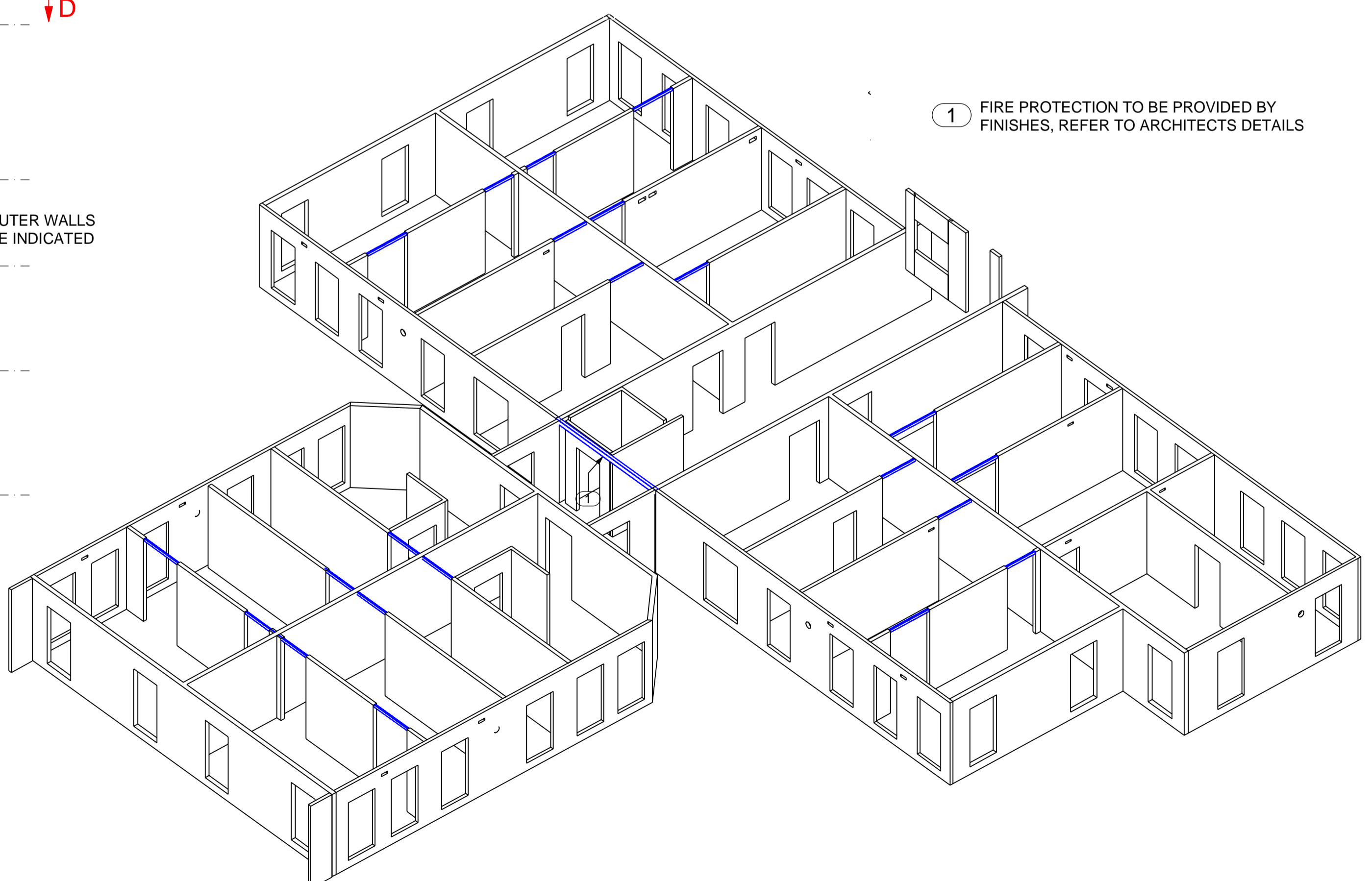
SCALE @ A1	DATE	DRAWN	CHECKED
1: 100	01.04.2016	DN	TL

© COPYRIGHT  
THE COPYRIGHT IN THIS DRAWING IS VESTED IN URBAN LIMITED AND NO LICENCE OR ASSIGNMENT OF ANY KIND HAS BEEN OR IS GRANTED TO ANY THIRD PARTY WHETHER BY PROVISION OF COPIES OR ORIGINALS OF THE DRAWINGS OR OTHERWISE UNLESS OTHERWISE AGREED IN WRITING

FOR ELECTRONIC DATA ISSUE  
ELECTRONIC DATA / DRAWINGS ARE ISSUED AS 'READ ONLY' AND SHOULD NOT BE INTERROGATED FOR MEASUREMENT. ALL DIMENSIONS AND LEVELS SHOULD BE READ ONLY FROM THOSE VALUES STATED IN TEXT ON THE DRAWING.




**FIRST & SECOND FLOOR SLABS ISOMETRIC**



**FIRST & SECOND FLOOR WALLS ISOMETRIC**

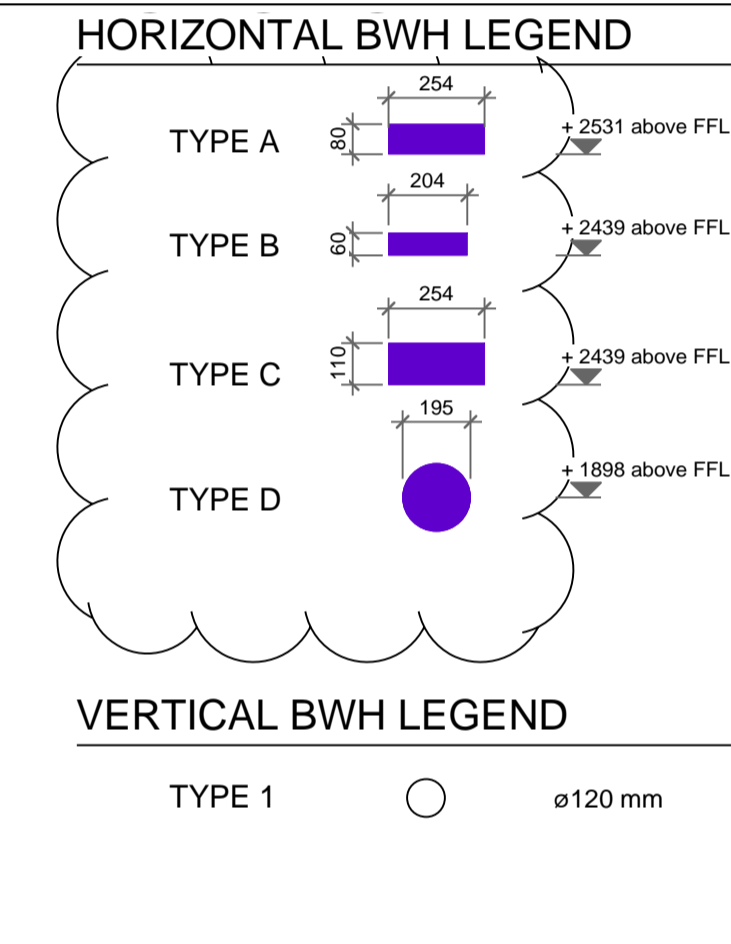
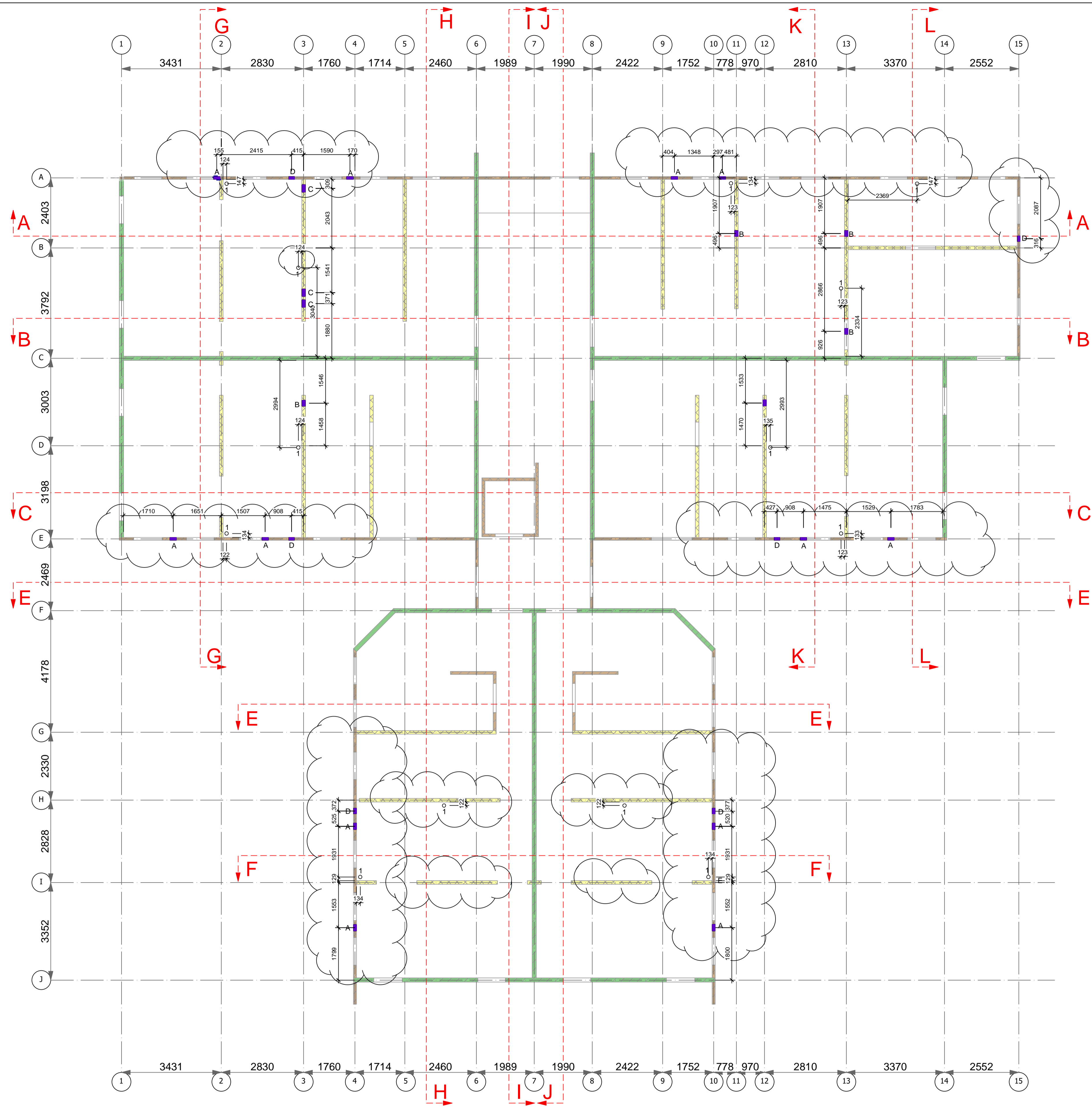
1 FIRE PROTECTION TO BE PROVIDED BY FINISHES, REFER TO ARCHITECTS DETAILS

ALL WALL PANELS GRAIN DIRECTION IS VERTICAL UNLESS INDICATED.



**FIRST & SECOND FLOOR PLAN**

2152 ALL OPENINGS IN OUTER WALLS UNLESS OTHERWISE INDICATED



REV	DATE	AMENDMENT
-	23.02.16	For Approval
A	01.04.16	For Approval
B	14.10.16	For Approval (After revision to 3d model and drawings from 29.07.16)
C	18.11.16	For Approval
D	02.12.16	For Construction

**EURBAN**

**EURBAN Limited**  
 3rd Floor  
 59 Lafone Street  
 London SE1 2LX

T +44 (0)20 7378 8476  
 E info@urban.co.uk  
 www.urban.co.uk

DRAWING TITLE  
**FIRST, SECOND, THIRD FLOOR  
 BWH PLAN**

STATUS  
**FOR CONSTRUCTION**

DRAWING NO.      REVISION  
**2448\_GA\_112      D**

JOB TITLE  
**Yoker Clyde Riverside  
 Ellerslie Road  
 G14 ONF Yoker Glasgow**









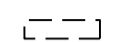

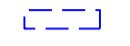


JOB NO.  
**2448**

SCALE @ A1	DATE	DRAWN	CHECKED
1: 75	01.04.2016	DN	TL


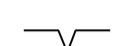



© COPYRIGHT  
 THE COPYRIGHT IN THIS DRAWING IS VESTED IN EURBAN LIMITED AND NO LICENCE OR ASSIGNMENT OF ANY KIND HAS BEEN OR IS GRANTED TO ANY THIRD PARTY WHETHER BY PROVISION OF COPIES OR ORIGINALS OF THE DRAWINGS OR OTHERWISE UNLESS OTHERWISE AGREED IN WRITING

FOR ELECTRONIC DATA ISSUE  
 ELECTRONIC DATA / DRAWINGS ARE ISSUED AS 'READ ONLY' AND SHOULD NOT BE INTERROGATED FOR MEASUREMENT. ALL DIMENSION AND LEVELS SHOULD BE READ ONLY FROM THOSE VALUES STATED IN TEXT ON THE DRAWING.

**DRAWING LEGEND**

-  100mm CLT WALL 3s
  -  100mm CLT WALL 5s
  -  120mm CLT WALL 3s
  -  120mm CLT WALL 5s
  -  140mm CLT WALL 5s
  -  200mm CLT WALL 5s
  -  GLULAM BEAM ABOVE
  -  GLULAM COLUMN / BEAM
  -  STEEL BEAM ABOVE
  -  STEEL COLUMN / BEAM
- STRUCTURAL OPENING IN CLT  
(AFFL = ABOVE FINISHED FLOOR LEVEL)
-  HEAD HEIGHT AFFL
  -  CILL HEIGHT AFFL
- USS  **UNDERSIDE OF RHS 90x50x5 STEEL PROFILE**

**CLT SURFACE LEGEND**

-  VISUAL GRADE
  -  EXPOSED CLT NON VISUAL
  -  CLT FIRE RATING R30
  -  CLT FIRE RATING R60
  -  CLT FIRE RATING R90
- Please note:  
Fire Rating to Urban structure is to be provided by linings unless otherwise indicated.

**FOR CONSTRUCTION**

RECEIVED	RETURNED	
APPROVED BY		
DRAWING STATUS		
A <input type="checkbox"/>	B <input type="checkbox"/>	C <input type="checkbox"/>
REV	DATE	AMENDMENT
A	23.02.16	For Approval
B	01.04.16	For Approval
C	14.10.16	For Approval (After revision to 3d model and drawings from 29.07.16)
D	18.11.16	For Construction
	02.12.16	FOR CONSTRUCTION



**URBAN Limited**  
 3rd Floor  
 59 Lafone Street  
 London SE1 2LX

T +44 (0)20 7378 8476  
 E info@urban.co.uk  
 www.urban.co.uk

DRAWING TITLE  
**THIRD FLOOR PLAN**

STATUS  
**FOR CONSTRUCTION**

DRAWING NO.  
**2448\_GA\_131**

REVISION  
**D**

JOB TITLE  
**Yoker Clyde Riverside  
 Ellerslie Road  
 G14 ONF Yoker Glasgow**

JOB NO.  
**2448**

SCALE @ A1  
**1: 100**

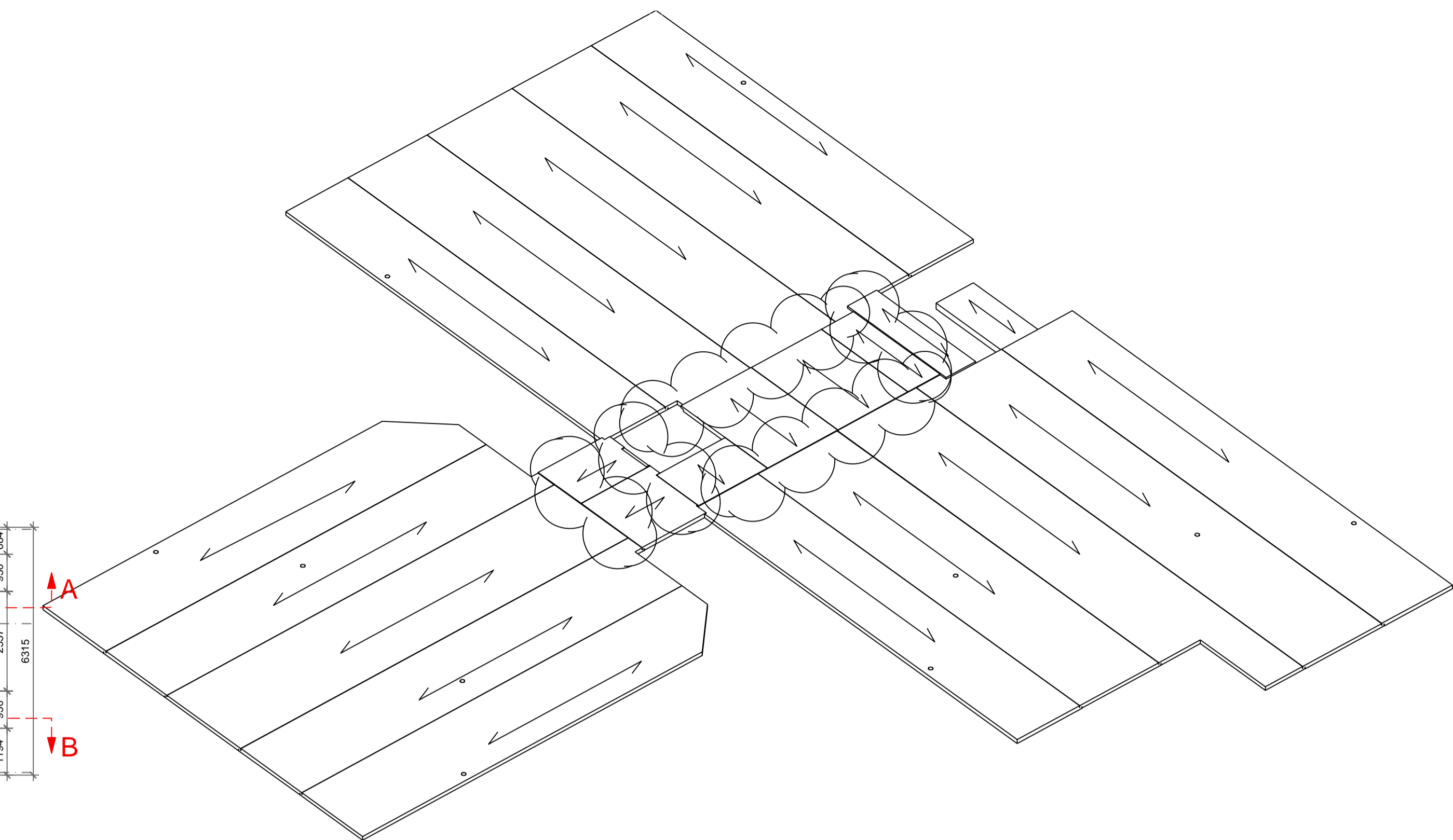
DATE  
**01.04.2016**

DRAWN  
**DN**

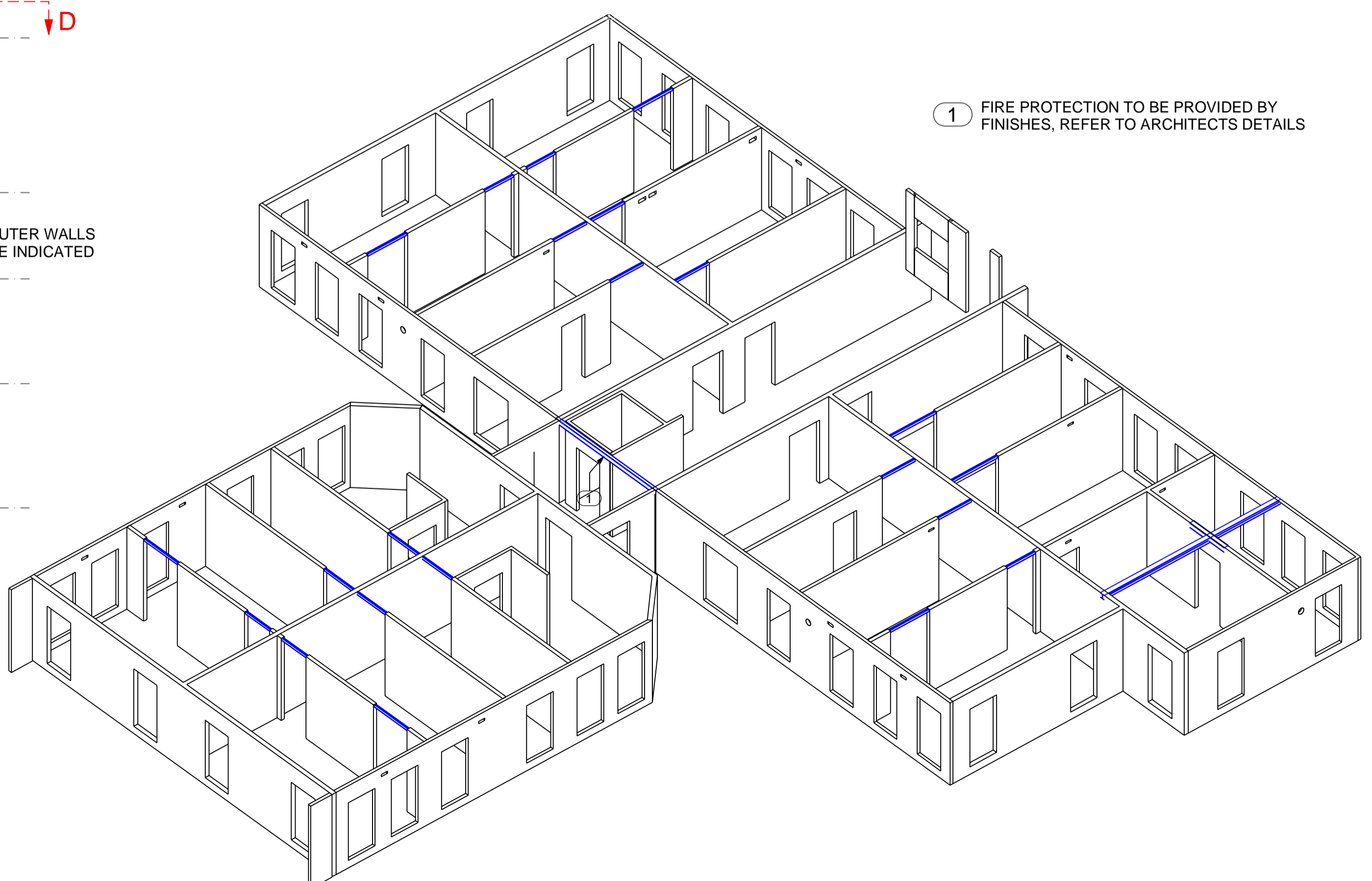
CHECKED  
**TL**

© COPYRIGHT  
 THE COPYRIGHT IN THIS DRAWING IS VESTED IN URBAN LIMITED AND NO LICENCE OR ASSIGNMENT OF ANY KIND HAS BEEN OR IS GRANTED TO ANY THIRD PARTY WHETHER BY PROVISION OF COPIES OR ORIGINALS OF THE DRAWINGS OR OTHERWISE UNLESS OTHERWISE AGREED IN WRITING

FOR ELECTRONIC DATA ISSUE  
 ELECTRONIC DATA / DRAWINGS ARE ISSUED AS 'READ ONLY' AND SHOULD NOT BE INTERROGATED FOR MEASUREMENT. ALL DIMENSION AND LEVELS SHOULD BE READ ONLY FROM THOSE VALUES STATED IN TEXT ON THE DRAWING.




**THIRD FLOOR SLABS ISOMETRIC**



**THIRD FLOOR WALLS ISOMETRIC**

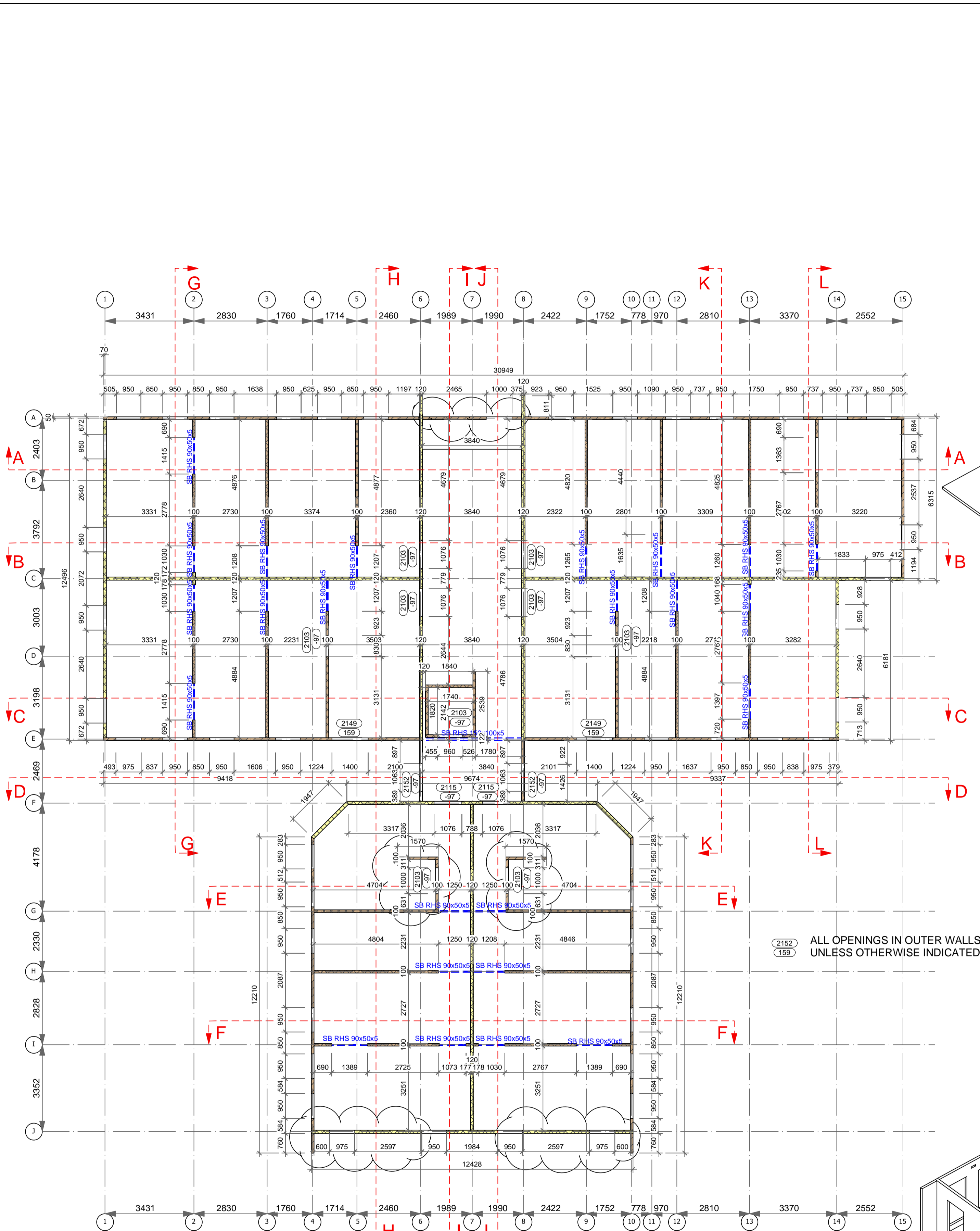
ALL WALL PANELS GRAIN DIRECTION IS VERTICAL UNLESS INDICATED.



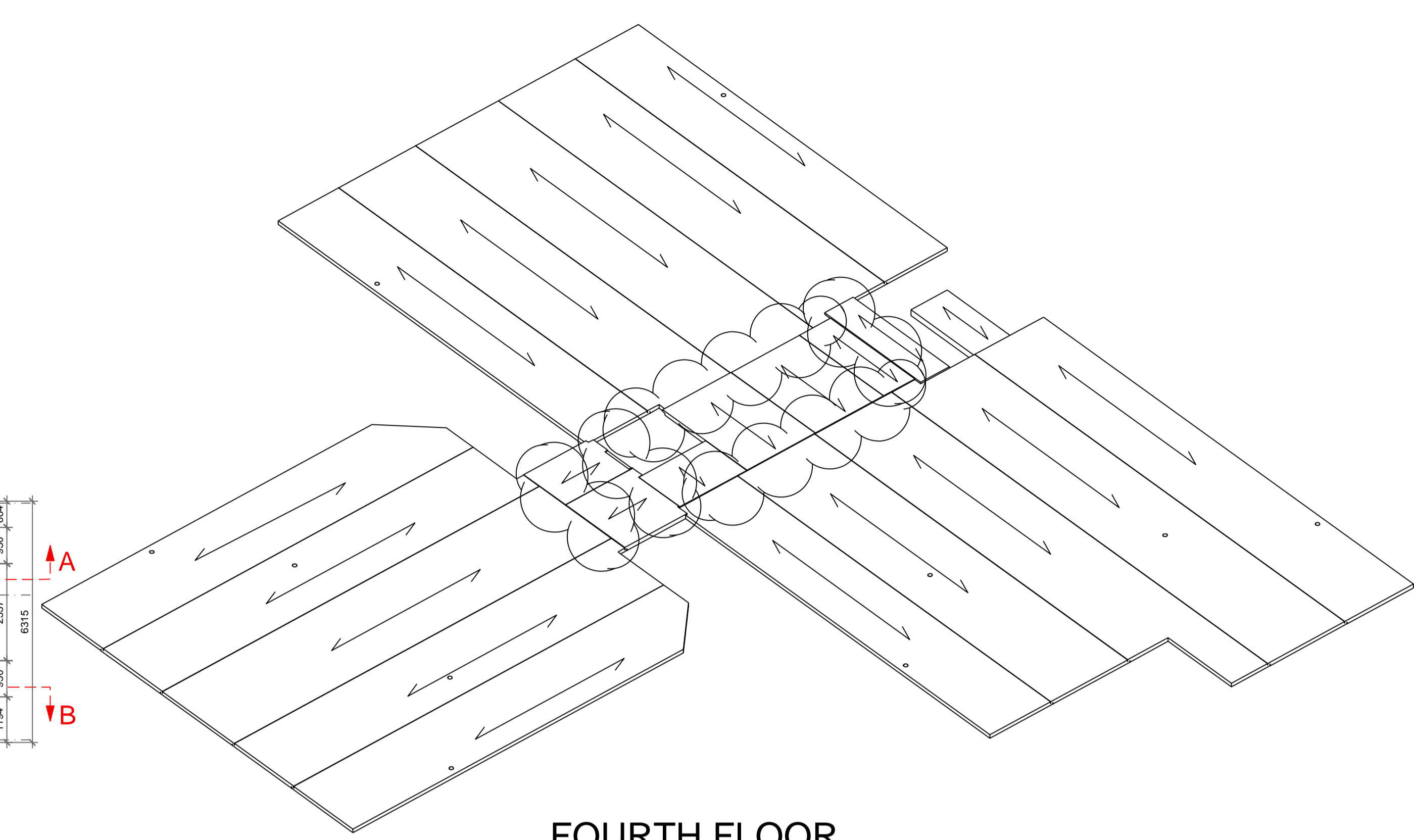
**THIRD FLOOR PLAN**

ALL OPENINGS IN OUTER WALLS UNLESS OTHERWISE INDICATED

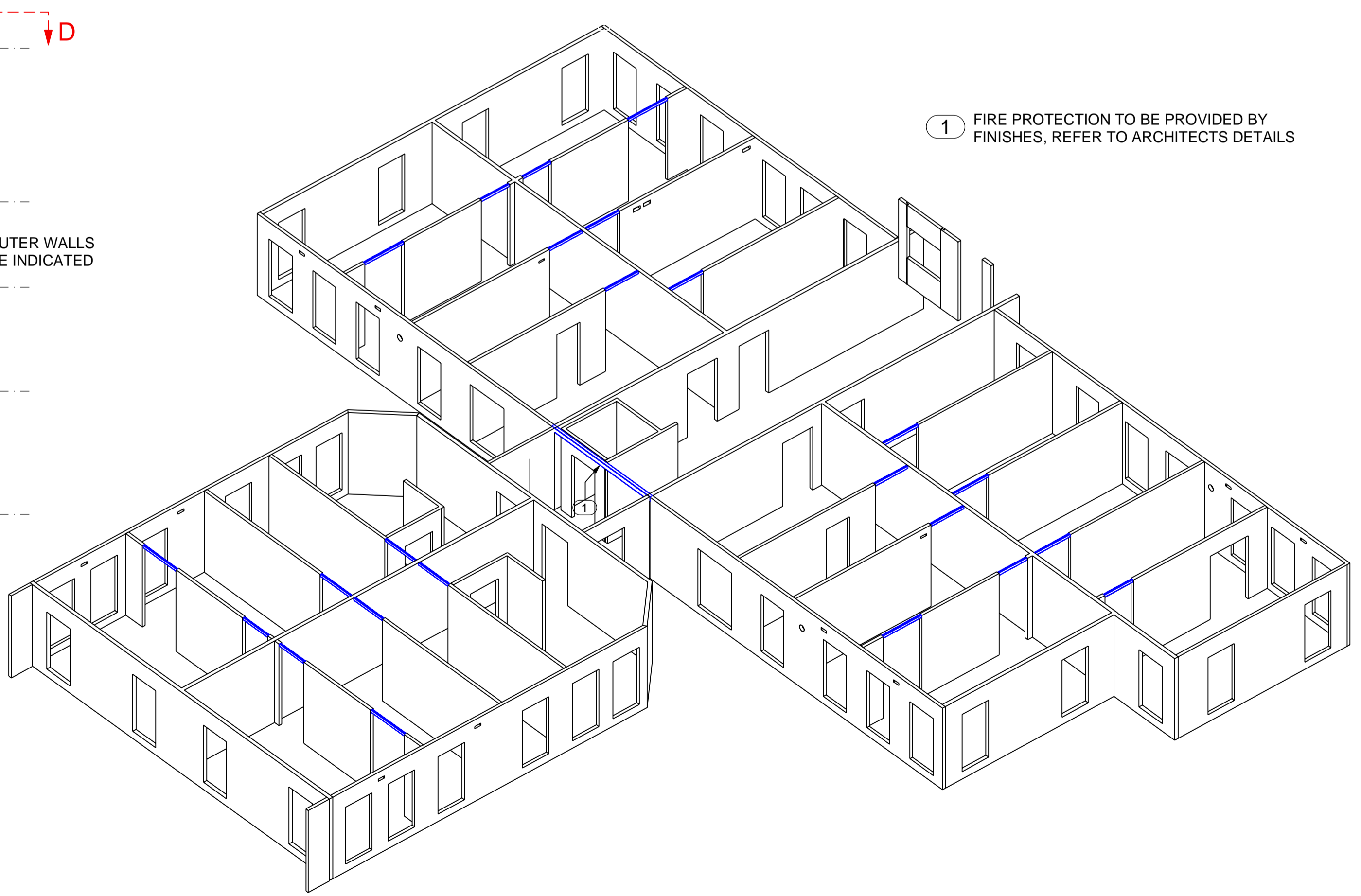
1 FIRE PROTECTION TO BE PROVIDED BY FINISHES, REFER TO ARCHITECTS DETAILS



FOURTH FLOOR PLAN



FOURTH FLOOR SLABS ISOMETRIC



FOURTH FLOOR WALLS ISOMETRIC

ALL WALL PANELS GRAIN DIRECTION IS VERTICAL UNLESS INDICATED.

DRAWING LEGEND

- 100mm CLT WALL 3s
  - 100mm CLT WALL 5s
  - 120mm CLT WALL 3s
  - 120mm CLT WALL 5s
  - 140mm CLT WALL 5s
  - 200mm CLT WALL 5s
  - GLULAM BEAM ABOVE
  - GLULAM COLUMN / BEAM
  - STEEL BEAM ABOVE
  - STEEL COLUMN / BEAM
- STRUCTURAL OPENING IN CLT (AFFL = ABOVE FINISHED FLOOR LEVEL)
- 2700 HEAD HEIGHT AFFL
  - 125 CILL HEIGHT AFFL
- USS +XXXX UNDSIDE OF RHS 90x50x5 STEEL PROFILE

CLT SURFACE LEGEND

- VISUAL GRADE
- EXPOSED CLT NON VISUAL
- CLT FIRE RATING R30
- CLT FIRE RATING R60
- CLT FIRE RATING R90

Please note: Fire Rating to Urban structure is to be provided by linings unless otherwise indicated.

FOR CONSTRUCTION

RECEIVED	RETURNED	
APPROVED BY		
DRAWING STATUS	SIGNED	DATE
A <input type="checkbox"/> B <input type="checkbox"/> C <input type="checkbox"/>		
REV	DATE	AMENDMENT
A	23.02.16	For Approval
B	01.04.16	For Approval
C	14.10.16	For Approval (After revision to 3d model and drawings from 29.07.16)
D	18.11.16	For Approval
	02.12.16	For Construction

1 FIRE PROTECTION TO BE PROVIDED BY FINISHES, REFER TO ARCHITECTS DETAILS

ALL OPENINGS IN OUTER WALLS UNLESS OTHERWISE INDICATED



**URBAN Limited**  
 3rd Floor T +44 (0)20 7378 8476  
 59 Lafone Street E info@urban.co.uk  
 London SE1 2LX www.urban.co.uk

DRAWING TITLE  
**FOURTH FLOOR PLAN**

STATUS  
**FOR CONSTRUCTION**

DRAWING NO. **2448\_GA\_141** REVISION **D**

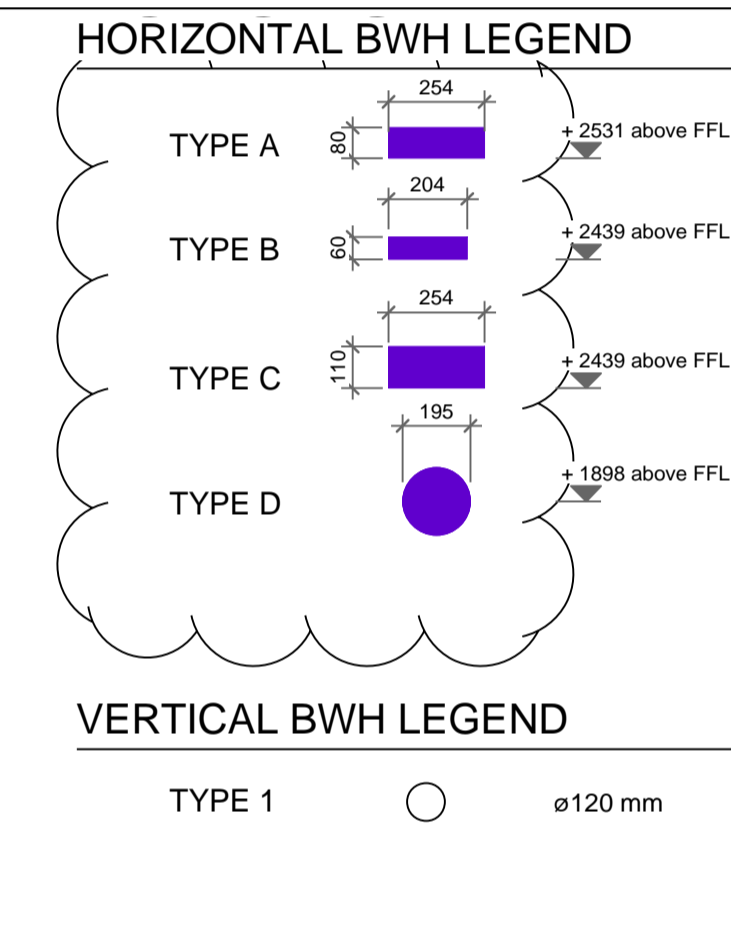
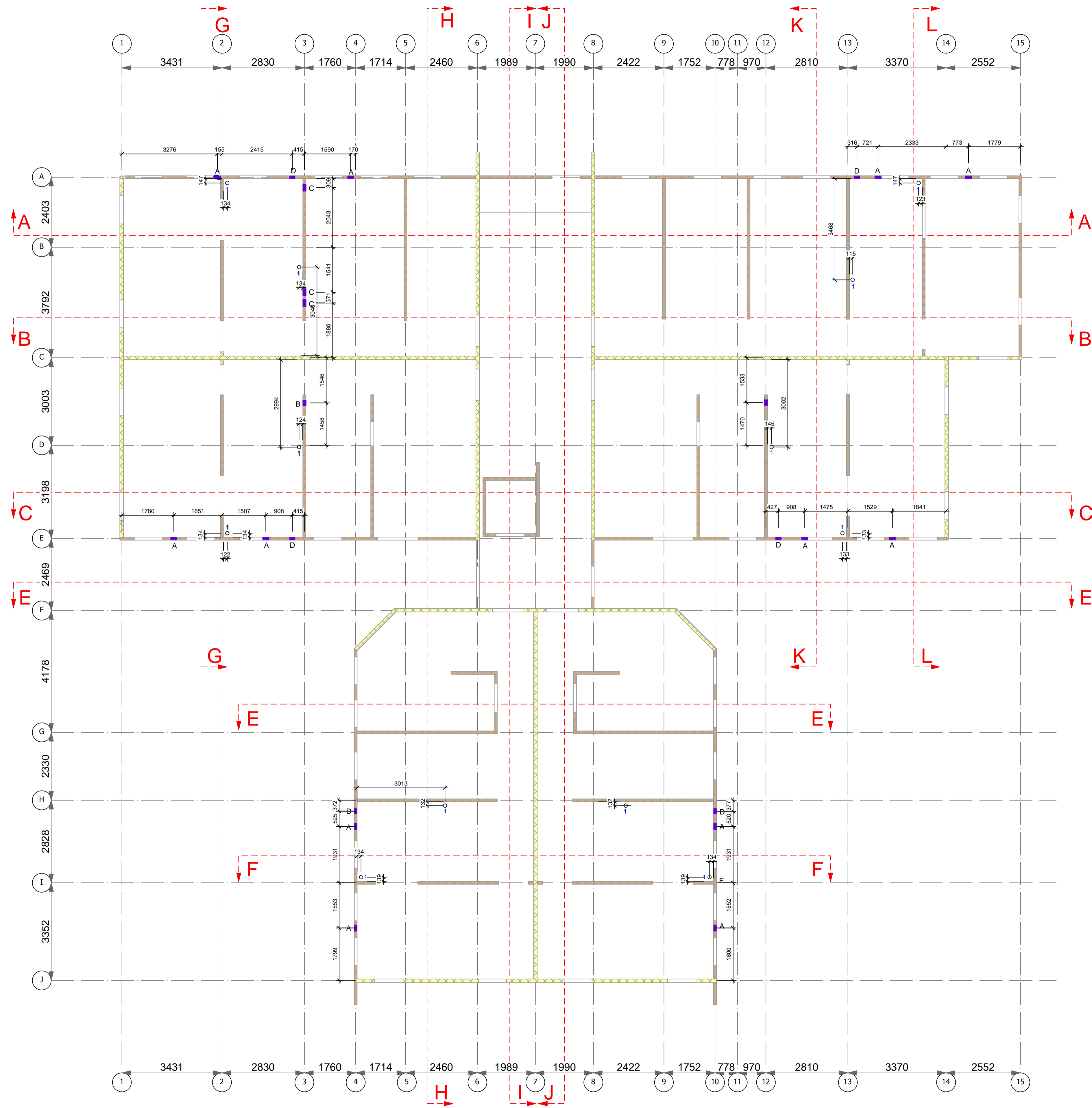
JOB TITLE  
**Yoker Clyde Riverside**  
 Ellerslie Road  
 G14 ONF Yoker Glasgow

JOB NO. **2448**

SCALE @ A1  
 1: 100 DATE 01.04.2016 DRAWN DN CHECKED TL

© COPYRIGHT  
 THE COPYRIGHT IN THIS DRAWING IS VESTED IN URBAN LIMITED AND NO LICENCE OR ASSIGNMENT OF ANY KIND HAS BEEN OR IS GRANTED TO ANY THIRD PARTY WHETHER BY PROVISION OF COPIES OR ORIGINALS OF THE DRAWINGS OR OTHERWISE UNLESS OTHERWISE AGREED IN WRITING

FOR ELECTRONIC DATA ISSUE  
 ELECTRONIC DATA / DRAWINGS ARE ISSUED AS 'READ ONLY' AND SHOULD NOT BE INTERROGATED FOR MEASUREMENT. ALL DIMENSION AND LEVELS SHOULD BE READ ONLY FROM THOSE VALUES STATED IN TEXT ON THE DRAWING.



REV	DATE	AMENDMENT
A	23.02.16	For Approval
B	01.04.16	For Approval
C	14.10.16	For Approval (After revision to 3d model and drawings from 29.07.16)
D	18.11.16	For Approval
	02.12.16	For Construction



**URBAN Limited**  
 3rd Floor  
 59 Lafone Street  
 London SE1 2LX  
 T +44 (0)20 7378 8476  
 E info@urban.co.uk  
 www.urban.co.uk

DRAWING TITLE  
**FOURTH & FIFTH FLOOR  
 BWH PLAN**

STATUS  
**FOR CONSTRUCTION**

DRAWING NO.      REVISION  
**2448\_GA\_142**      **D**

JOB TITLE  
**Yoker Clyde Riverside  
 Ellerslie Road  
 G14 ONF Yoker Glasgow**











JOB NO.  
**2448**

SCALE @ A1      DATE      DRAWN      CHECKED  
 1: 75      01.04.2016      DN      TL



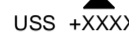
© COPYRIGHT  
 THE COPYRIGHT IN THIS DRAWING IS VESTED IN URBAN LIMITED AND NO LICENCE OR ASSIGNMENT OF ANY KIND HAS BEEN, OR IS GRANTED TO ANY THIRD PARTY WHETHER BY PROVISION OF COPIES OR ORIGINALS OF THE DRAWINGS OR OTHERWISE UNLESS OTHERWISE AGREED IN WRITING

FOR ELECTRONIC DATA ISSUE  
 ELECTRONIC DATA / DRAWINGS ARE ISSUED AS 'READ ONLY' AND SHOULD NOT BE INTERROGATED FOR MEASUREMENT. ALL DIMENSION AND LEVELS SHOULD BE READ ONLY FROM THOSE VALUES STATED IN TEXT ON THE DRAWING.


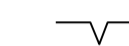



**DRAWING LEGEND**

-  100mm CLT WALL 3s
-  100mm CLT WALL 5s
-  120mm CLT WALL 3s
-  120mm CLT WALL 5s
-  140mm CLT WALL 5s
-  200mm CLT WALL 5s
-  GLULAM BEAM ABOVE
-  GLULAM COLUMN / ABOVE
-  STEEL BEAM ABOVE
-  STEEL COLUMN / BEAM

STRUCTURAL OPENING IN CLT  
(AFFL = ABOVE FINISHED FLOOR LEVEL)

-  2700 HEAD HEIGHT AFFL
-  125 CILL HEIGHT AFFL
-  USS +XXXX UNDERSIDE OF RHS 90x50x5 STEEL PROFILE

**CLT SURFACE LEGEND**

-  VISUAL GRADE
-  EXPOSED CLT NON VISUAL
-  CLT FIRE RATING R30
-  CLT FIRE RATING R60
-  CLT FIRE RATING R90

Please note:  
Fire Rating to Urban structure is to be provided by linings unless otherwise indicated.

**FOR CONSTRUCTION**

RECEIVED	RETURNED
----------	----------

APPROVED BY \_\_\_\_\_

DRAWING STATUS	SIGNED	DATE
A <input type="checkbox"/> B <input type="checkbox"/> C <input type="checkbox"/>		

REV	DATE	AMENDMENT
A	23.02.16	For Approval
B	01.04.16	For Approval
C	14.10.16	For Approval (After revision to 3d model and drawings from 29.07.16)
D	18.11.16	For Approval
	02.12.16	For Construction



**URBAN Limited**  
3rd Floor T +44 (0)20 7378 8476  
59 Lafone Street E info@urban.co.uk  
London SE1 2LX www.urban.co.uk

DRAWING TITLE  
**FIFTH FLOOR PLAN**

STATUS  
**FOR CONSTRUCTION**

DRAWING NO. <b>2448_GA_151</b>	REVISION <b>D</b>
-----------------------------------	----------------------

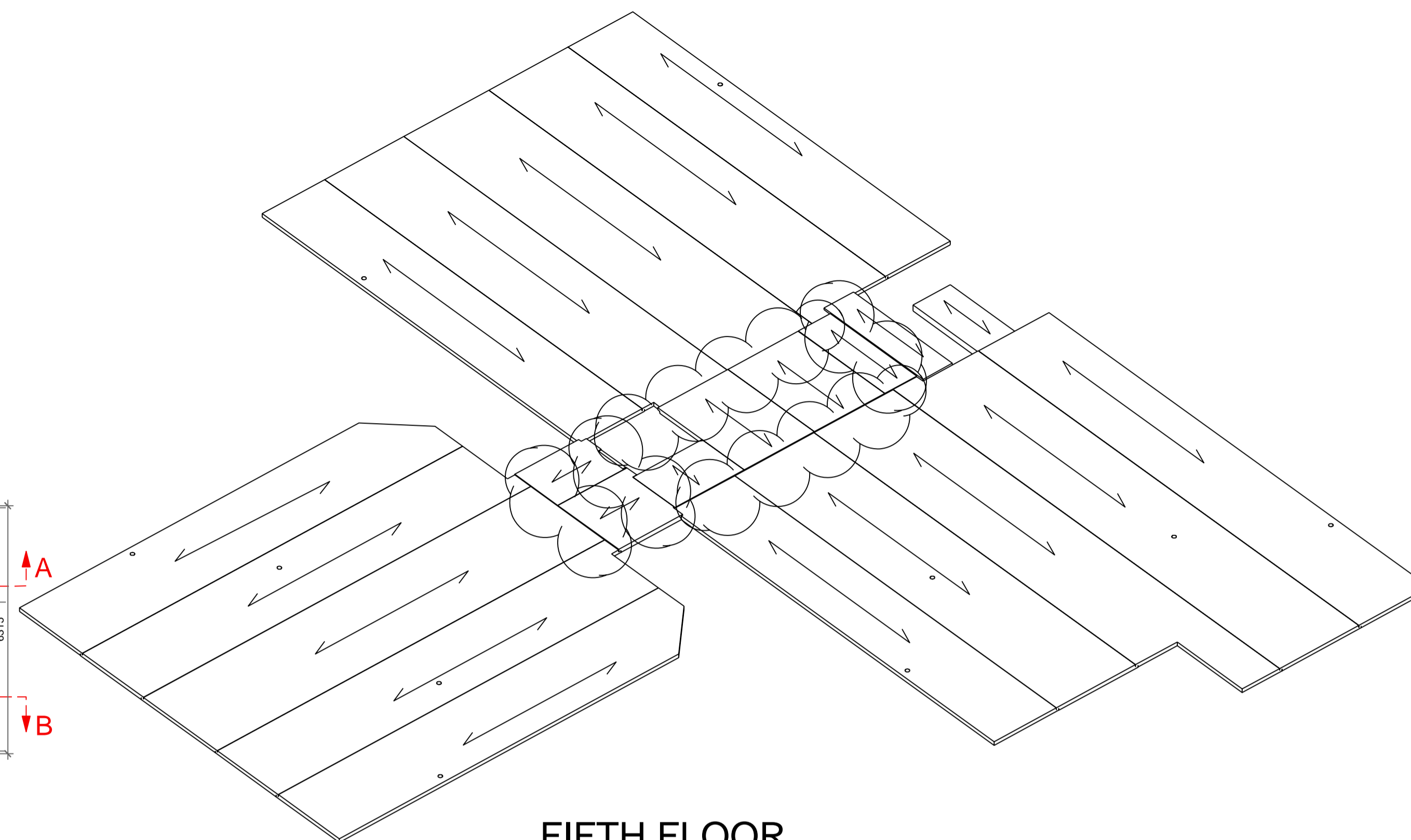
JOB TITLE  
**Yoker Clyde Riverside  
Ellerslie Road  
G14 ONF Yoker Glasgow**

JOB NO.  
**2448**

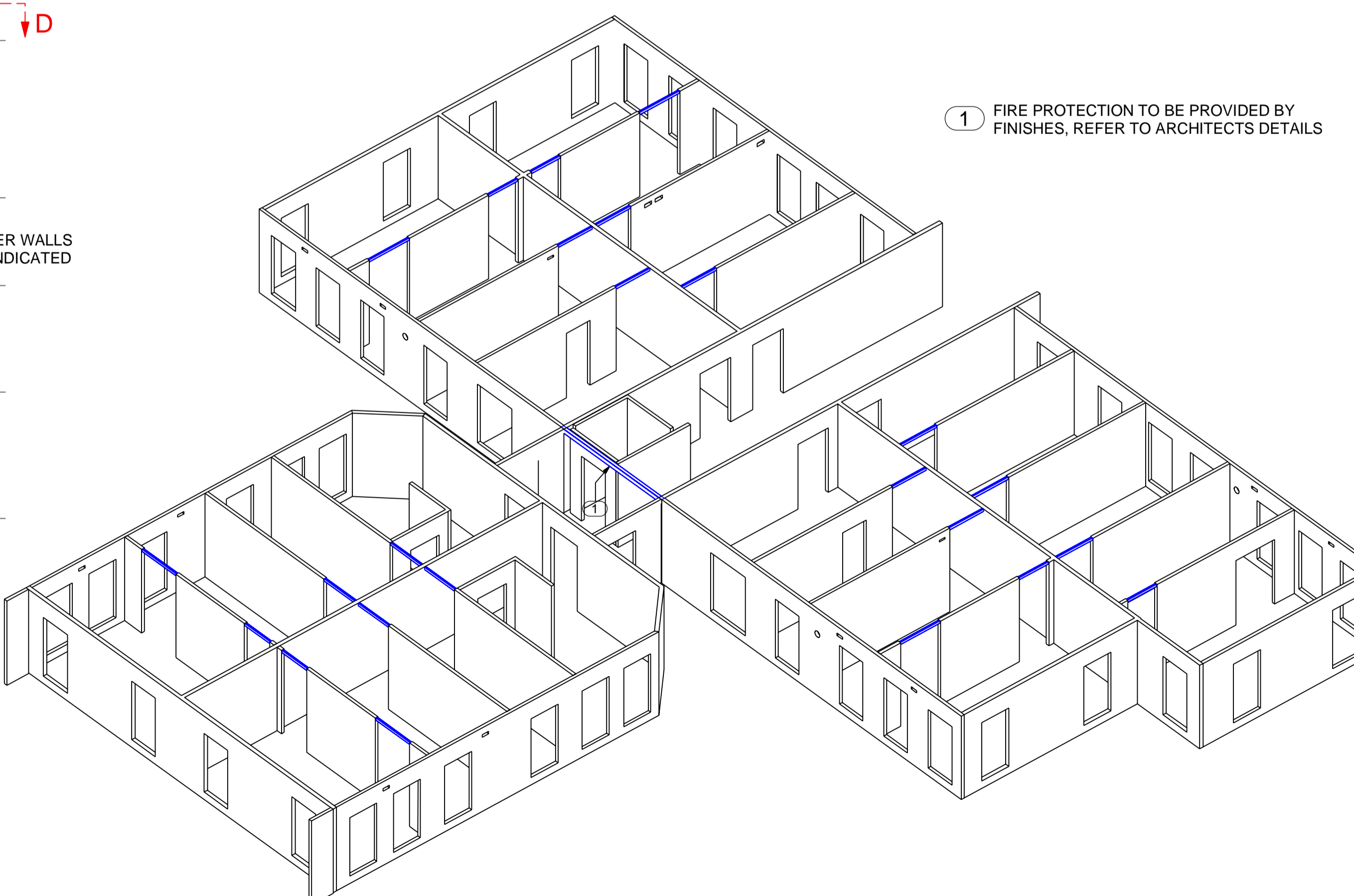
SCALE @ A1 <b>1: 100</b>	DATE <b>01.04.2016</b>	DRAWN <b>DN</b>	CHECKED <b>TL</b>
-----------------------------	---------------------------	--------------------	----------------------

© COPYRIGHT  
THE COPYRIGHT IN THIS DRAWING IS VESTED IN URBAN LIMITED AND NO LICENCE OR ASSIGNMENT OF ANY KIND HAS BEEN OR IS GRANTED TO ANY THIRD PARTY WHETHER BY PROVISION OF COPIES OR ORIGINALS OF THE DRAWINGS OR OTHERWISE UNLESS OTHERWISE AGREED IN WRITING

FOR ELECTRONIC DATA ISSUE  
ELECTRONIC DATA / DRAWINGS ARE ISSUED AS 'READ ONLY' AND SHOULD NOT BE INTERROGATED FOR MEASUREMENT. ALL DIMENSION AND LEVELS SHOULD BE READ ONLY FROM THOSE VALUES STATED IN TEXT ON THE DRAWING.

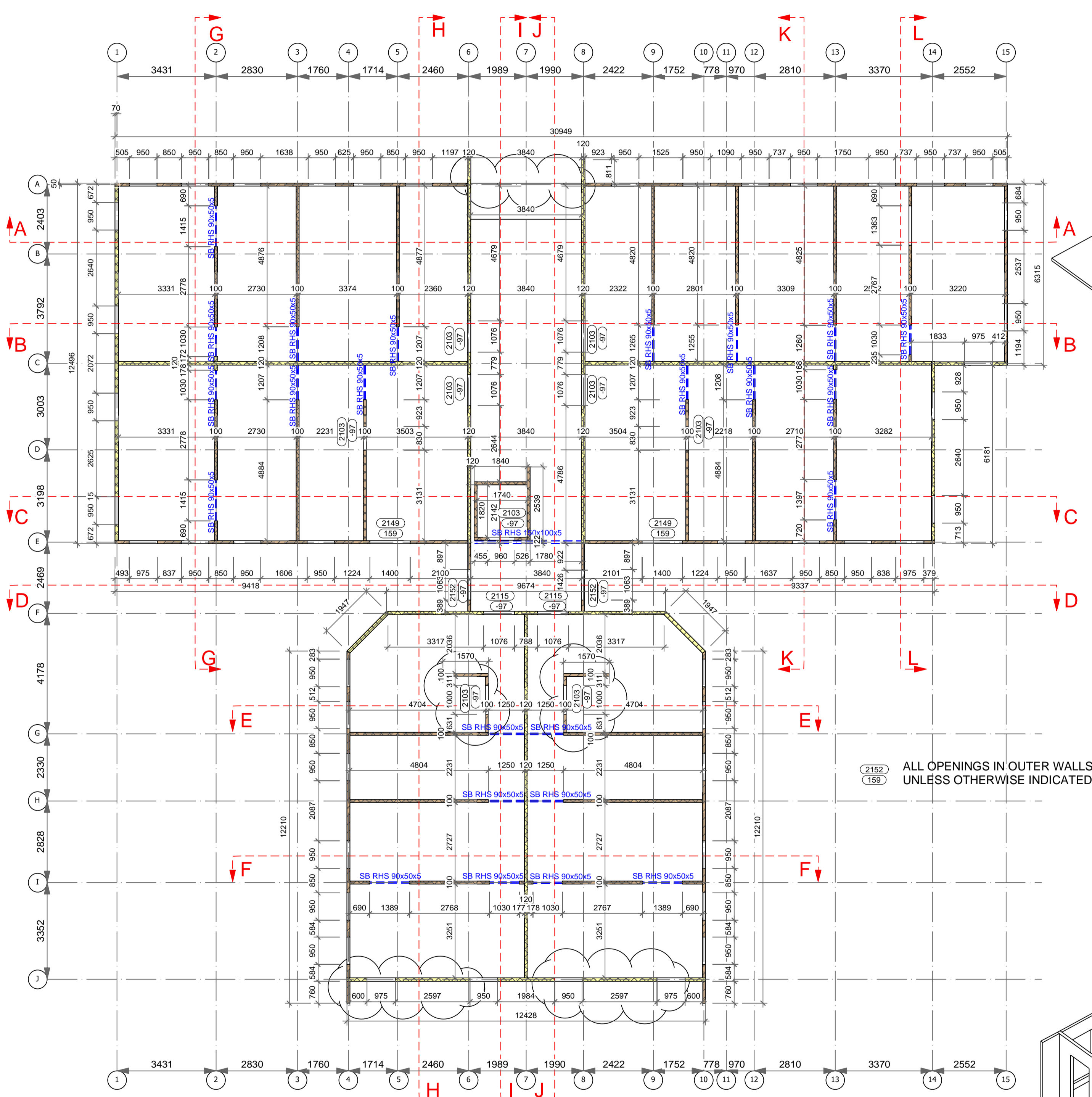


**FIFTH FLOOR SLABS ISOMETRIC**



**FIFTH FLOOR WALLS ISOMETRIC**

ALL WALL PANELS GRAIN DIRECTION IS VERTICAL UNLESS INDICATED.

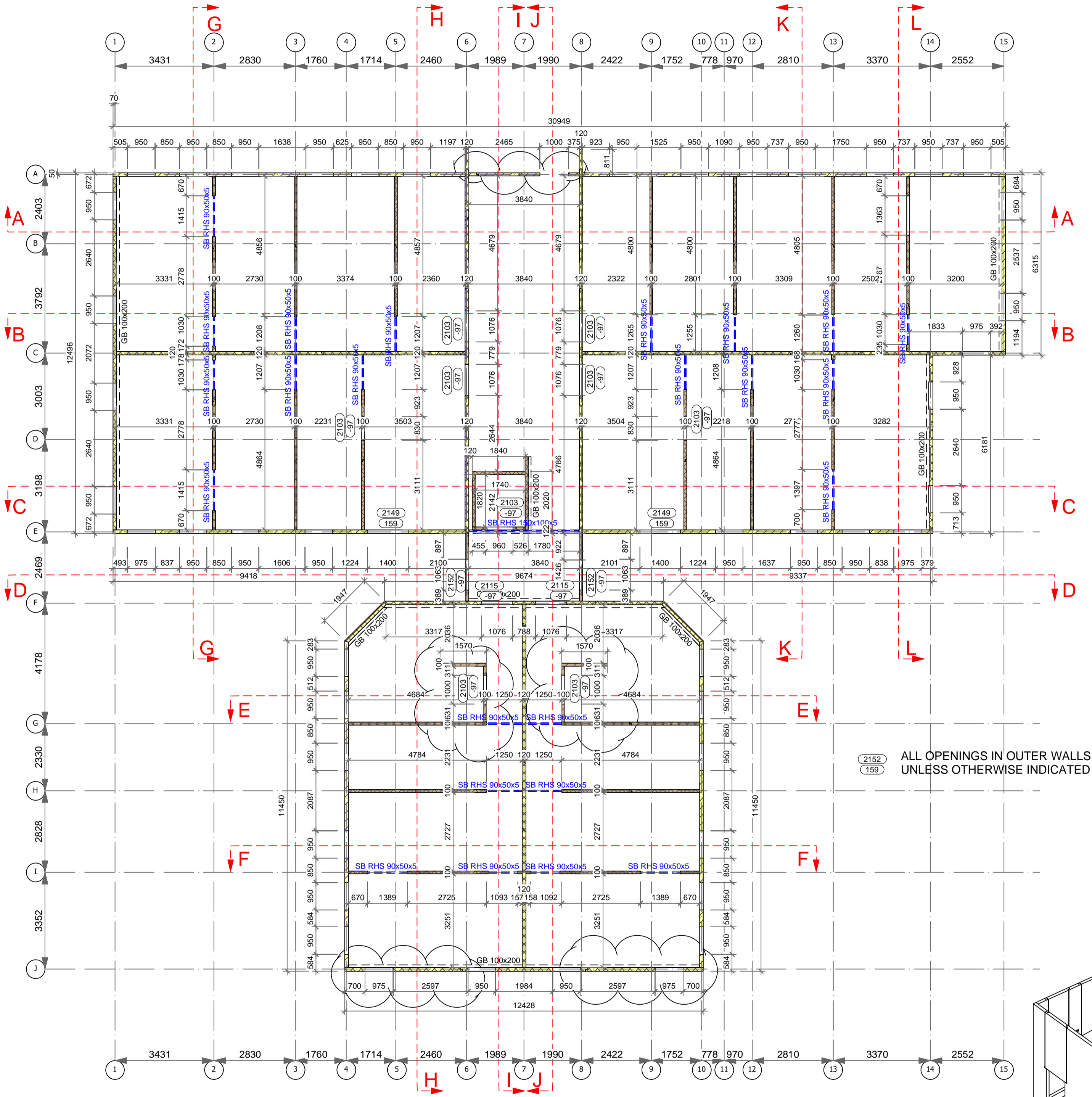


**FIFTH FLOOR PLAN**

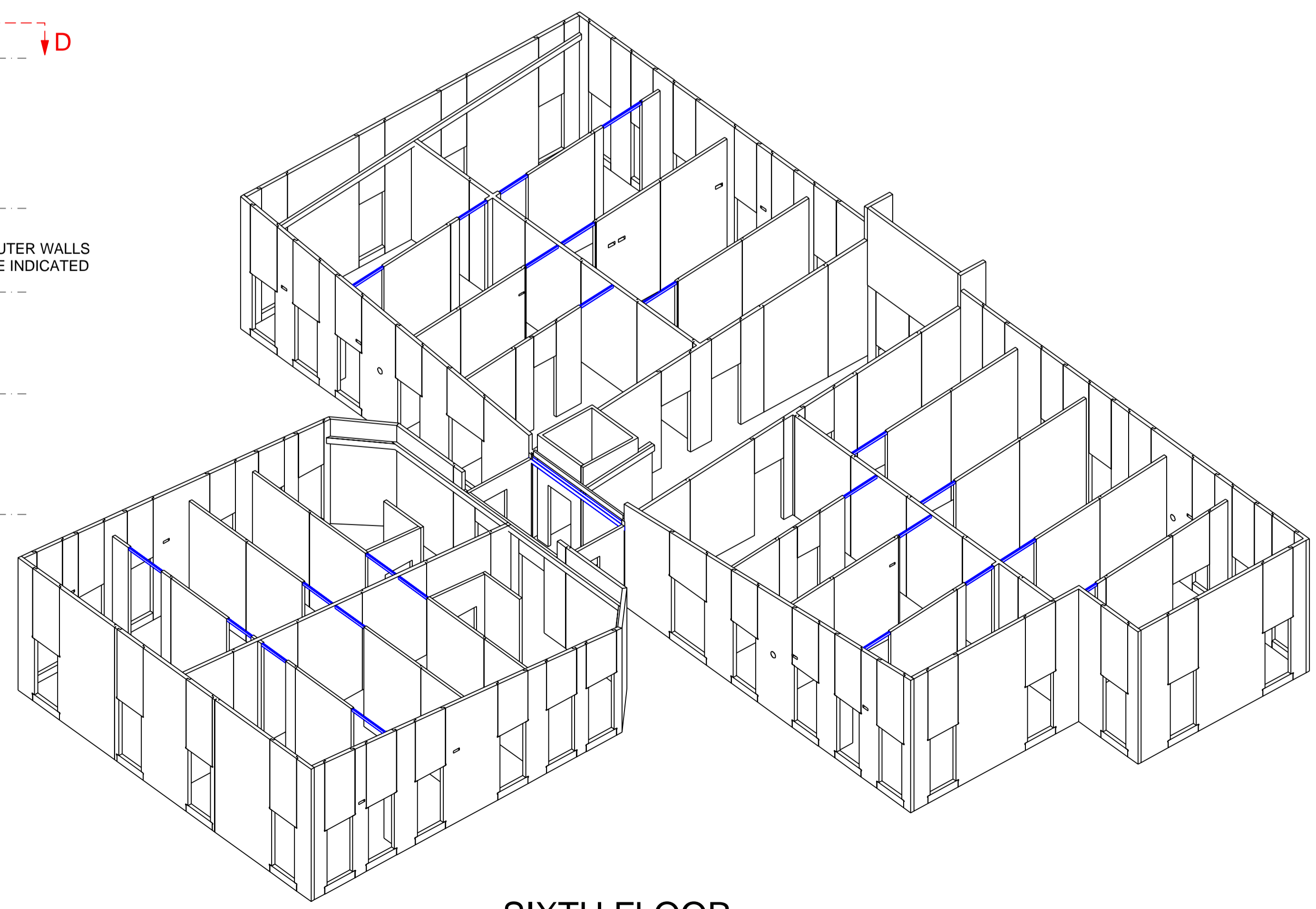
ALL OPENINGS IN OUTER WALLS UNLESS OTHERWISE INDICATED

1 FIRE PROTECTION TO BE PROVIDED BY FINISHES, REFER TO ARCHITECTS DETAILS





SIXTH FLOOR PLAN



SIXTH FLOOR WALLS ISOMETRIC

ALL WALL PANELS GRAIN DIRECTION IS VERTICAL UNLESS INDICATED.

DRAWING LEGEND

- 100mm CLT WALL 3s
  - 100mm CLT WALL 5s
  - 120mm CLT WALL 3s
  - 120mm CLT WALL 5s
  - 140mm CLT WALL 5s
  - 200mm CLT WALL 5s
  - GLULAM BEAM ABOVE
  - GLULAM COLUMN / BEAM
  - STEEL BEAM ABOVE
  - STEEL COLUMN / BEAM
- STRUCTURAL OPENING IN CLT (AFFL = ABOVE FINISHED FLOOR LEVEL)
- HEAD HEIGHT AFFL
  - CILL HEIGHT AFFL
- USS +XXXX UNDERSIDE OF RHS 90x50x5 STEEL PROFILE

CLT SURFACE LEGEND

- VISUAL GRADE
- EXPOSED CLT NON VISUAL
- CLT FIRE RATING R30
- CLT FIRE RATING R60
- CLT FIRE RATING R90

Please note: Fire Rating to Urban structure is to be provided by linings unless otherwise indicated.

FOR CONSTRUCTION

RECEIVED	RETURNED	
APPROVED BY		
DRAWING STATUS	SIGNED	DATE
A <input type="checkbox"/> B <input type="checkbox"/> C <input type="checkbox"/>		
REV	DATE	AMENDMENT
A	23.02.16	For Approval
B	01.04.16	For Approval
C	14.10.16	For Approval (After revision to 3d model and drawings from 29.07.16)
D	18.11.16	For Approval
	02.12.16	For Construction



**EURBAN Limited**  
 3rd Floor  
 59 Lafone Street  
 London SE1 2LX

T +44 (0)20 7378 8476  
 E info@urban.co.uk  
 www.urban.co.uk

DRAWING TITLE  
**SIXTH FLOOR PLAN**

STATUS  
**FOR CONSTRUCTION**

DRAWING NO.  
**2448\_GA\_161**

REVISION  
**D**

JOB TITLE  
**Yoker Clyde Riverside  
 Ellerslie Road  
 G14 ONF Yoker Glasgow**

JOB NO.  
**2448**

SCALE @ A1  
**1: 100**

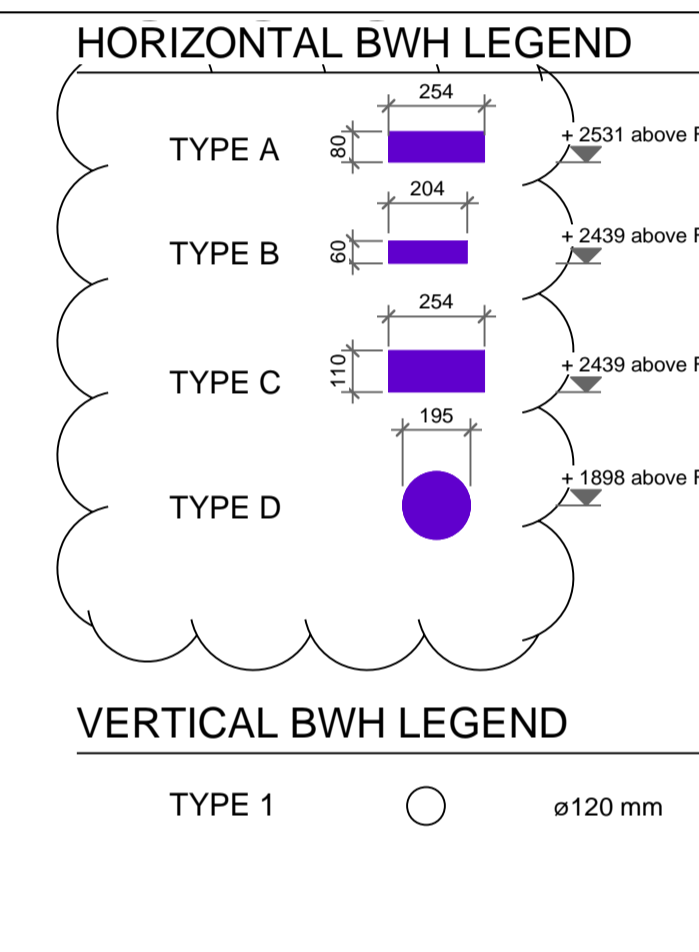
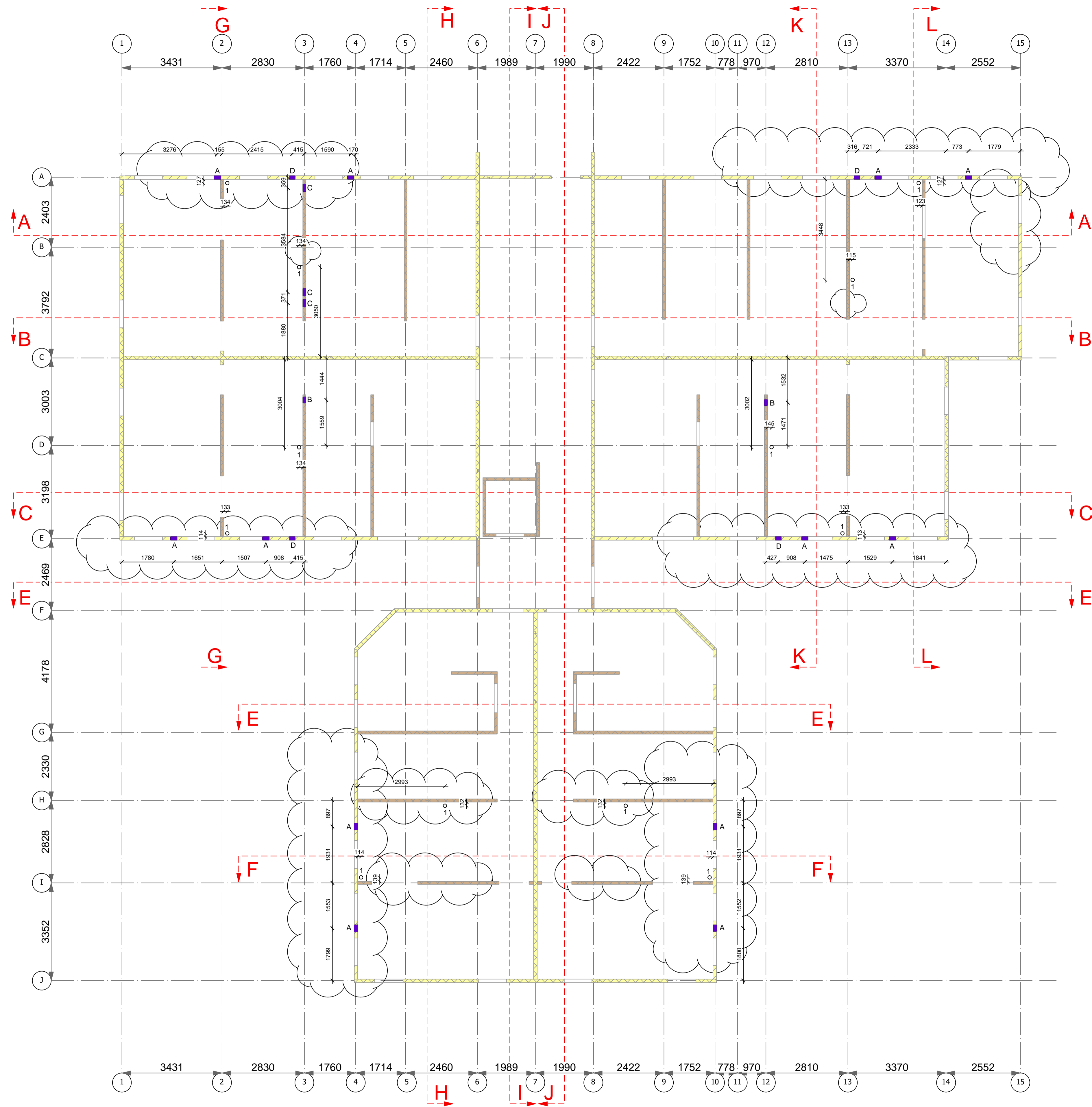
DATE  
**01.04.2016**

DRAWN  
**DN**

CHECKED  
**TL**

© COPYRIGHT  
 THE COPYRIGHT IN THIS DRAWING IS VESTED IN EURBAN LIMITED AND NO LICENCE OR ASSIGNMENT OF ANY KIND HAS BEEN OR IS GRANTED TO ANY THIRD PARTY WHETHER BY PROVISION OF COPIES OR ORIGINALS OF THE DRAWINGS OR OTHERWISE UNLESS OTHERWISE AGREED IN WRITING

FOR ELECTRONIC DATA ISSUE  
 ELECTRONIC DATA / DRAWINGS ARE ISSUED AS 'READ ONLY' AND SHOULD NOT BE INTERROGATED FOR MEASUREMENT. ALL DIMENSION AND LEVELS SHOULD BE READ ONLY FROM THOSE VALUES STATED IN TEXT ON THE DRAWING.



REV	DATE	AMENDMENT
A	23.02.16	For Approval
B	01.04.16	For Approval
C	14.10.16	For Approval (After revision to 3d model and drawings from 29.07.16)
D	18.11.16	For Approval
	02.12.16	For Construction

**EURBAN**

**EURBAN Limited**  
 3rd Floor  
 59 Lafone Street  
 London SE1 2LX

T +44 (0)20 7378 8476  
 E info@urban.co.uk  
 www.urban.co.uk

DRAWING TITLE  
**SIXTH FLOOR PLAN  
 BWH PLAN**

STATUS  
**FOR CONSTRUCTION**

DRAWING NO. 2448\_GA\_162 REVISION D

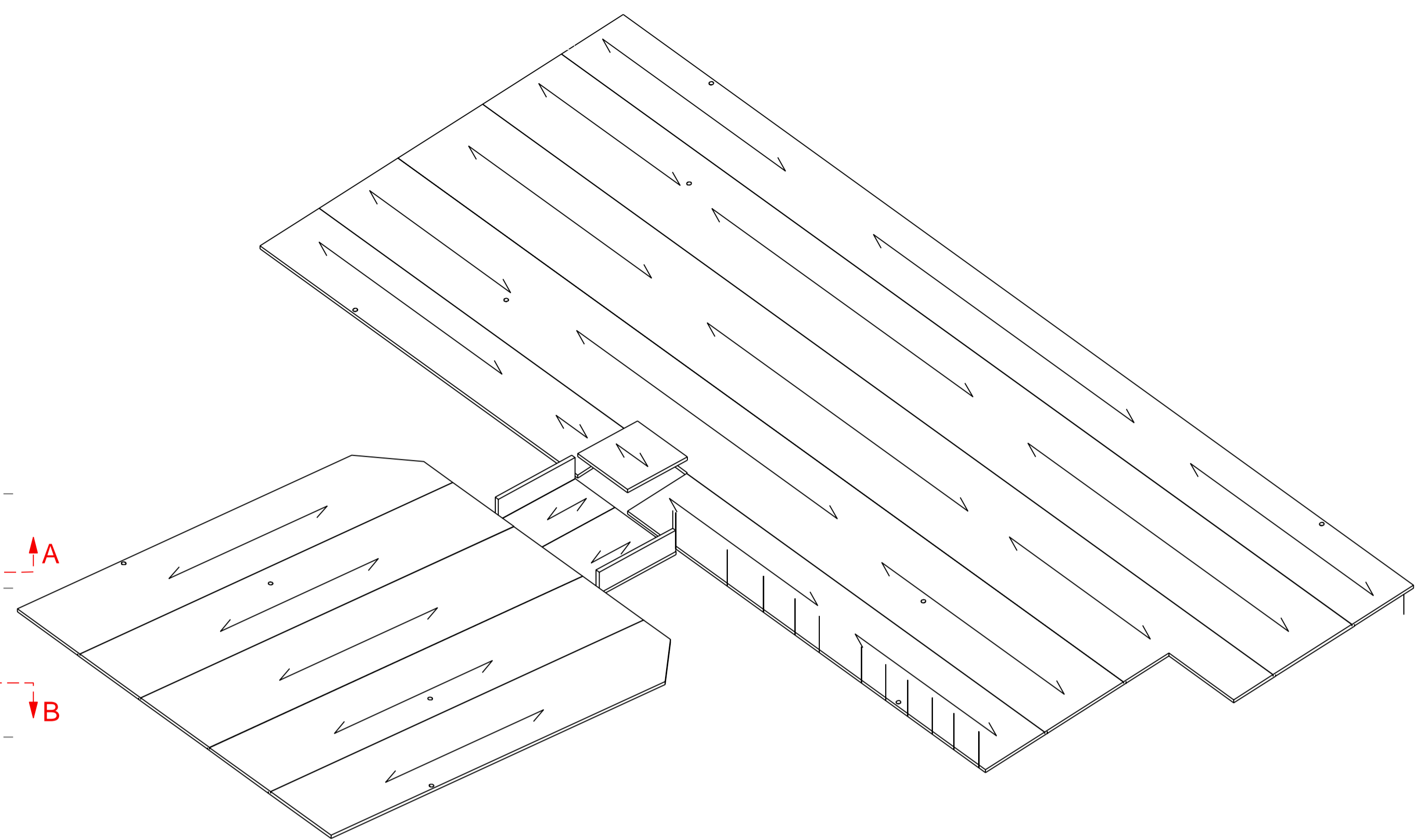
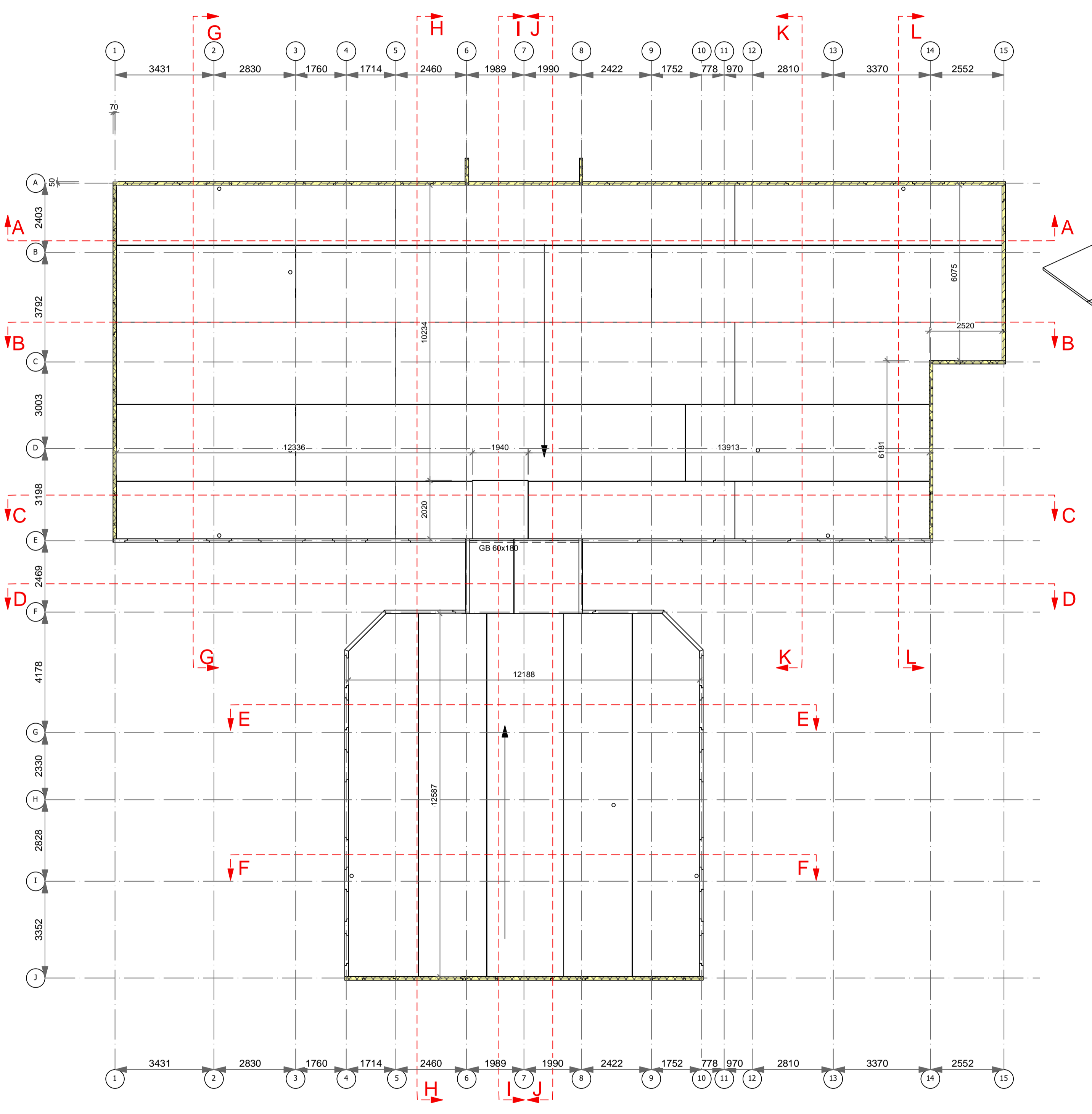
JOB TITLE  
**Yoker Clyde Riverside  
 Ellerslie Road  
 G14 ONF Yoker Glasgow**

JOB NO.  
**2448**

SCALE @ A1	DATE	DRAWN	CHECKED
1: 75	01.04.2016	DN	TL

© COPYRIGHT  
 THE COPYRIGHT IN THIS DRAWING IS VESTED IN EURBAN LIMITED AND NO LICENCE OR ASSIGNMENT OF ANY KIND HAS BEEN, OR IS GRANTED TO ANY THIRD PARTY WHETHER BY PROVISION OF COPIES OR ORIGINALS OF THE DRAWINGS OR OTHERWISE UNLESS OTHERWISE AGREED IN WRITING

FOR ELECTRONIC DATA ISSUE  
 ELECTRONIC DATA / DRAWINGS ARE ISSUED AS 'READ ONLY' AND SHOULD NOT BE INTERROGATED FOR MEASUREMENT. ALL DIMENSION AND LEVELS SHOULD BE READ ONLY FROM THOSE VALUES STATED IN TEXT ON THE DRAWING.



**DRAWING LEGEND**

- 100mm CLT WALL 3s
  - 100mm CLT WALL 5s
  - 120mm CLT WALL 3s
  - 120mm CLT WALL 5s
  - 140mm CLT WALL 5s
  - 200mm CLT WALL 5s
  - GLULAM BEAM ABOVE
  - STEEL BEAM ABOVE
  - STEEL COLUMN / BEAM
- STRUCTURAL OPENING IN CLT  
(AFFL = ABOVE FINISHED FLOOR LEVEL)
- HEAD HEIGHT AFFL
  - CILL HEIGHT AFFL
- USS +XXXX UNDERSIDE OF RHS 90x50x5 STEEL PROFILE

**CLT SURFACE LEGEND**

- VISUAL GRADE
  - EXPOSED CLT NON VISUAL
  - CLT FIRE RATING R30
  - CLT FIRE RATING R60
  - CLT FIRE RATING R90
- Please note:  
Fire Rating to Urban structure is to be provided by linings unless otherwise indicated.

**FOR CONSTRUCTION**

RECEIVED	RETURNED
----------	----------

APPROVED BY \_\_\_\_\_

DRAWING STATUS	SIGNED	DATE
A <input type="checkbox"/> B <input type="checkbox"/> C <input type="checkbox"/>	_____	_____

REV	DATE	AMENDMENT
-	23.02.16	For Approval
A	01.04.16	For Approval
B	14.10.16	For Approval (After revision to 3d model and drawings from 29.07.15)
C	18.11.16	For Approval
D	02.12.16	For Construction



**URBAN Limited**  
3rd Floor  
59 Lafone Street  
London SE1 2LX

T +44 (0)20 7378 8476  
E info@urban.co.uk  
www.urban.co.uk

DRAWING TITLE  
**ROOF PLAN**

**FOR CONSTRUCTION**

DRAWING NO.	REVISION
2448_GA_171	D

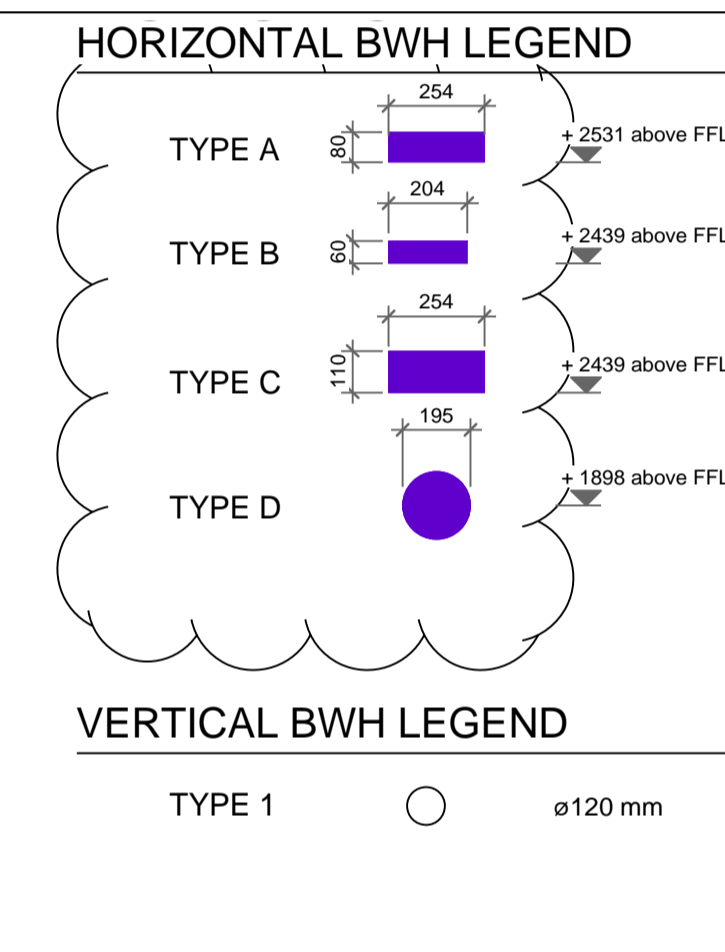
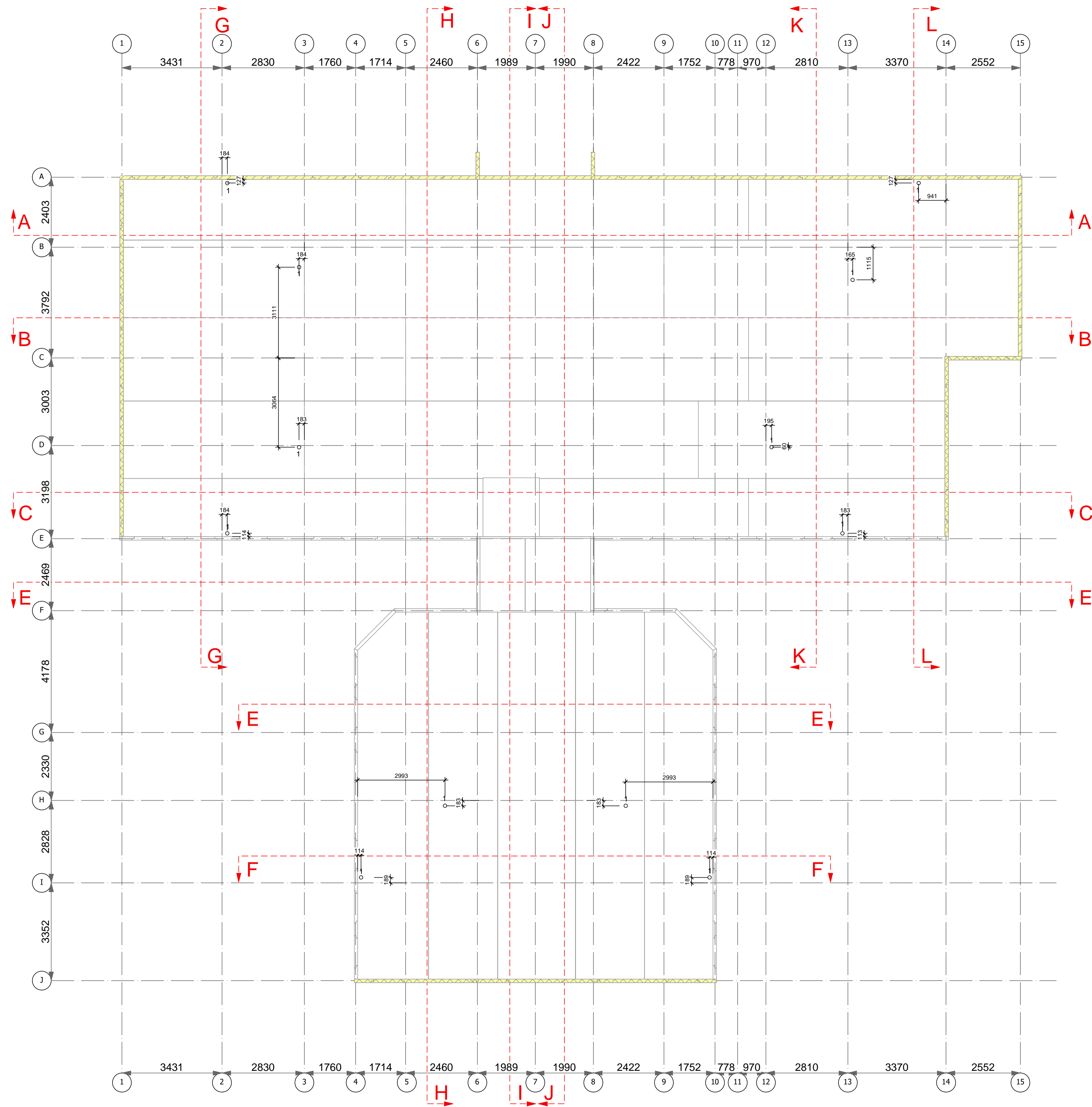
JOB TITLE  
**Yoker Clyde Riverside  
Elerslie Road  
G14 ONF Yoker Glasgow**

JOB NO.  
**2448**

SCALE @ A1	DATE	DRAWN	CHECKED
1: 100	01.04.2016	DN	TL

© COPYRIGHT  
THE COPYRIGHT IN THIS DRAWING IS VESTED IN URBAN LIMITED AND NO LICENCE OR ASSIGNMENT OF ANY KIND HAS BEEN, OR IS GRANTED TO ANY THIRD PARTY WHETHER BY PROVISION OF COPIES OR ORIGINALS OF THE DRAWINGS OR OTHERWISE UNLESS OTHERWISE AGREED IN WRITING

FOR ELECTRONIC DATA ISSUE  
ELECTRONIC DATA / DRAWINGS ARE ISSUED AS 'READ ONLY' AND SHOULD NOT BE INTERROGATED FOR MEASUREMENT. ALL DIMENSION AND LEVELS SHOULD BE READ ONLY FROM THOSE VALUES STATED IN TEXT ON THE DRAWING.



REV	DATE	AMENDMENT
A	18.11.16 02.12.16	For Approval For Construction

**EURBAN**

**EURBAN Limited**  
3rd Floor  
59 Lafone Street  
London SE1 2LX

T +44 (0)20 7378 8476  
E info@urban.co.uk  
www.urban.co.uk

DRAWING TITLE  
**ROOF PLAN  
BWB PLAN**

STATUS  
**FOR CONSTRUCTION**

DRAWING NO. **2448\_GA\_172** REVISION **A**

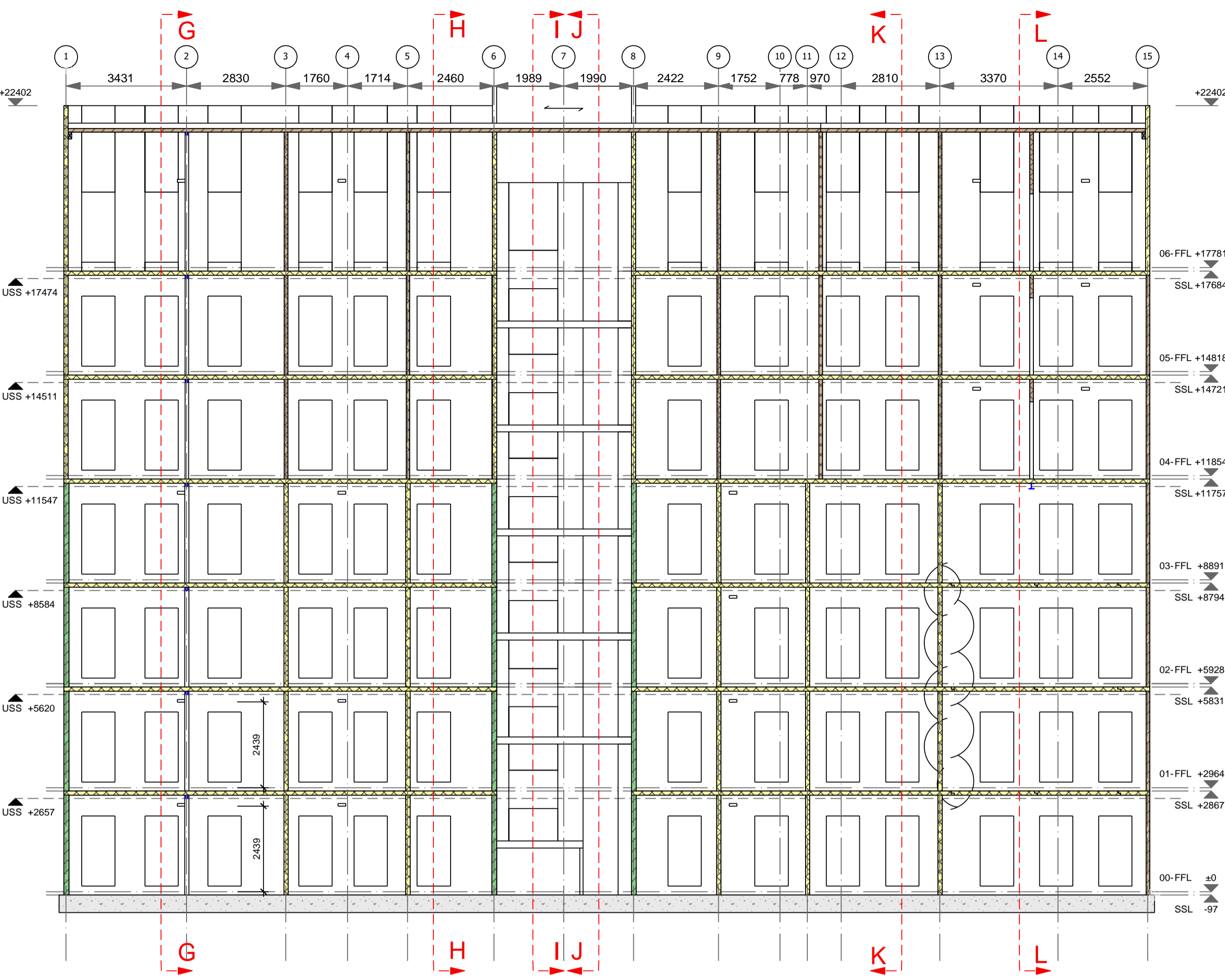
JOB TITLE  
**Yoker Clyde Riverside  
Elerslie Road  
G14 ONF Yoker Glasgow**

JOB NO.  
**2448**

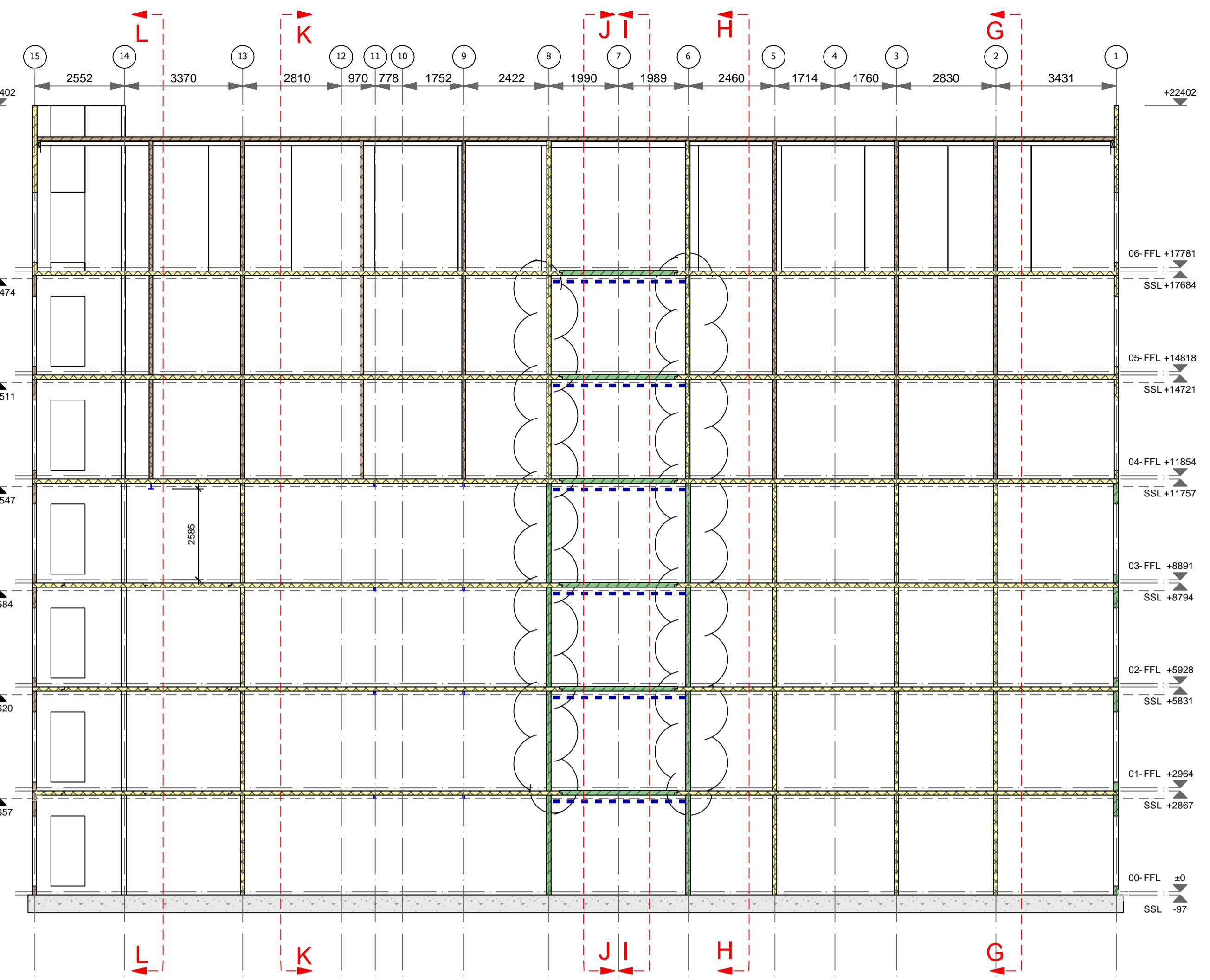
SCALE @ A1	DATE	DRAWN	CHECKED
1: 75	10.11.2016	DN	TL

© COPYRIGHT  
THE COPYRIGHT IN THIS DRAWING IS VESTED IN EURBAN LIMITED AND NO LICENCE OR ASSIGNMENT OF ANY KIND HAS BEEN OR IS GRANTED TO ANY THIRD PARTY WHETHER BY PROVISION OF COPIES OR ORIGINALS OF THE DRAWINGS OR OTHERWISE UNLESS OTHERWISE AGREED IN WRITING

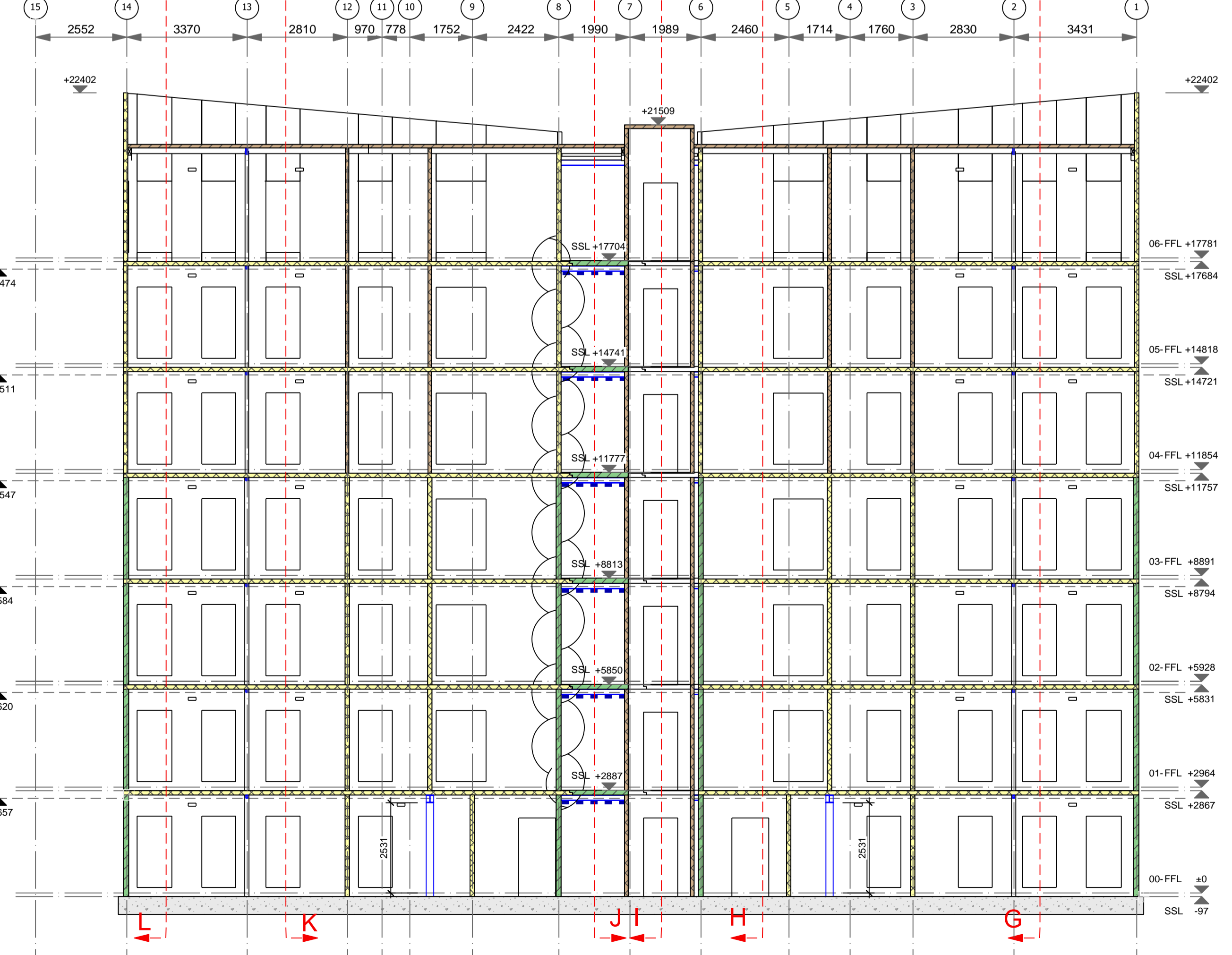
FOR ELECTRONIC DATA ISSUE  
ELECTRONIC DATA / DRAWINGS ARE ISSUED AS 'READ ONLY' AND SHOULD NOT BE INTERROGATED FOR MEASUREMENT. ALL DIMENSION AND LEVELS SHOULD BE READ ONLY FROM THOSE VALUES STATED IN TEXT ON THE DRAWING.



SECTION A-A



SECTION B-B



SECTION C-C

DRAWING LEGEND

- 100mm CLT WALL 3s
  - 100mm CLT WALL 5s
  - 120mm CLT WALL 3s
  - 120mm CLT WALL 5s
  - 140mm CLT WALL 5s
  - 200mm CLT WALL 5s
  - GLULAM BEAM ABOVE
  - GLULAM COLUMN / BEAM
  - STEEL BEAM ABOVE
  - STEEL COLUMN / BEAM
- STRUCTURAL OPENING IN CLT  
(AFFL = ABOVE FINISHED FLOOR LEVEL)
- HEAD HEIGHT AFFL
  - CILL HEIGHT AFFL
  - UNDERSIDE OF RHS 90x50x5 STEEL PROFILE

CLT SURFACE LEGEND

- VISUAL GRADE
  - EXPOSED CLT NON VISUAL
  - CLT FIRE RATING R30
  - CLT FIRE RATING R60
  - CLT FIRE RATING R90
- Please note:  
Fire Rating to Urban structure is to be provided by linings unless otherwise indicated.

FOR CONSTRUCTION

RECEIVED	RETURNED	
APPROVED BY		
DRAWING STATUS	SIGNED	DATE
A <input type="checkbox"/> B <input type="checkbox"/> C <input type="checkbox"/>		
REV	DATE	AMENDMENT
A	23.02.16	For Approval
B	01.04.16	For Approval
C	14.10.16	For Approval (After revision to 3d model and drawings from 29.07.2016)
D	18.11.16	For Approval
	02.12.16	For Construction



**URBAN Limited**  
3rd Floor  
59 Lafone Street  
London SE1 2LX

T +44 (0)20 7378 8476  
E info@urban.co.uk  
www.urban.co.uk

DRAWING TITLE  
**SECTIONS 1**

STATUS  
**FOR CONSTRUCTION**

DRAWING NO. **2448\_GA\_201** REVISION **D**


JOB TITLE  
**Yoker Clyde Riverside  
Eilerslie Road  
G14 ONF Yoker Glasgow**

JOB NO.  
**2448**


SCALE @ A1	DATE	DRAWN	CHECKED
1: 100	01.04.2016	DN	TL

© COPYRIGHT  
THE COPYRIGHT IN THIS DRAWING IS VESTED IN URBAN LIMITED AND NO LICENCE OR ASSIGNMENT OF ANY KIND HAS BEEN OR IS GRANTED TO ANY THIRD PARTY WHETHER BY PROVISION OF COPIES OR ORIGINALS OF THE DRAWINGS OR OTHERWISE UNLESS OTHERWISE AGREED IN WRITING


FOR ELECTRONIC DATA ISSUE  
ELECTRONIC DATA / DRAWINGS ARE ISSUED AS 'READ ONLY' AND SHOULD NOT BE INTERROGATED FOR MEASUREMENT. ALL DIMENSIONS AND LEVELS SHOULD BE READ ONLY FROM THOSE VALUES STATED IN TEXT ON THE DRAWING.



SECTION D-D



SECTION F-F



SECTION E-E

**DRAWING LEGEND**

- 100mm CLT WALL 3s
  - 100mm CLT WALL 5s
  - 120mm CLT WALL 3s
  - 120mm CLT WALL 5s
  - 140mm CLT WALL 5s
  - 200mm CLT WALL 5s
  - GLULAM BEAM ABOVE
  - GLULAM COLUMN / BEAM
  - STEEL BEAM ABOVE
  - STEEL COLUMN / BEAM
- STRUCTURAL OPENING IN CLT (AFFL = ABOVE FINISHED FLOOR LEVEL)
- HEAD HEIGHT AFFL
  - CILL HEIGHT AFFL
- USS +XXXX UNDERSIDE OF RHS 90x50x5 STEEL PROFILE

**CLT SURFACE LEGEND**

- VISUAL GRADE
- EXPOSED CLT NON VISUAL
- CLT FIRE RATING R30
- CLT FIRE RATING R60
- CLT FIRE RATING R90

Please note:  
Fire Rating to Urban structure is to be provided by linings unless otherwise indicated.

**FOR CONSTRUCTION**

RECEIVED	RETURNED
----------	----------

APPROVED BY \_\_\_\_\_

DRAWING STATUS	SIGNED	DATE
A <input type="checkbox"/> B <input type="checkbox"/> C <input type="checkbox"/>	_____	_____

REV	DATE	AMENDMENT
-	23.02.16	For Approval
A	01.04.16	For Approval
B	14.10.16	For Approval (After revision to 3d model and drawings from 29.07.16)
C	18.11.16	For Approval
D	02.12.16	For Construction



**URBAN Limited**  
3rd Floor  
59 Lafone Street  
London SE1 2LX

T +44 (0)20 7378 8476  
E info@urban.co.uk  
www.urban.co.uk

DRAWING TITLE  
**SECTIONS 2**

STATUS  
**FOR CONSTRUCTION**

DRAWING NO. <b>2448_GA_202</b>	REVISION <b>D</b>
-----------------------------------	----------------------

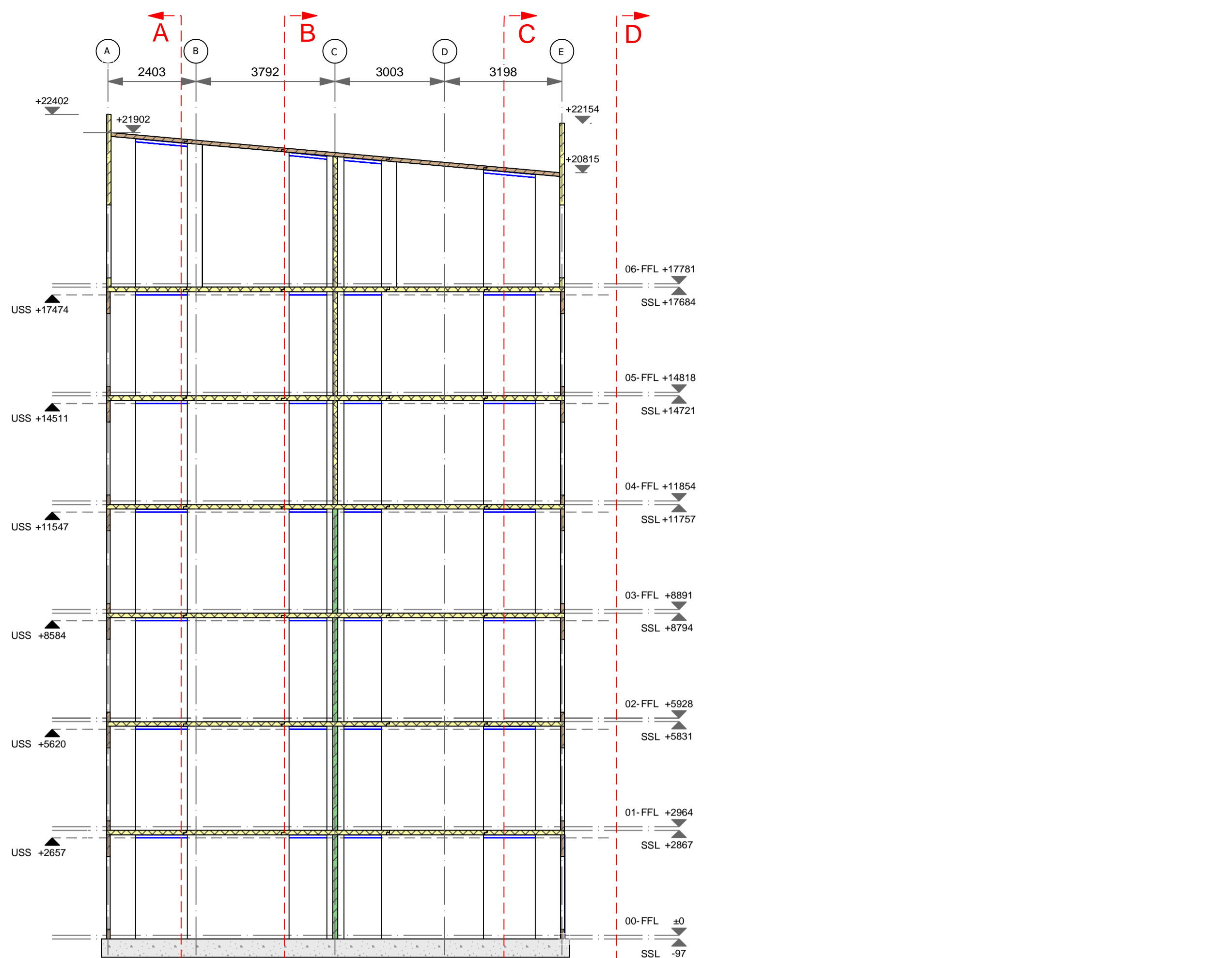
JOB TITLE  
**Yoker Clyde Riverside  
Elderslie Road  
G14 ONF Yoker Glasgow**

JOB NO.  
**2448**


SCALE @ A1 <b>1: 100</b>	DATE <b>01.04.2016</b>	DRAWN <b>DN</b>	CHECKED <b>TL</b>
-----------------------------	---------------------------	--------------------	----------------------

© COPYRIGHT  
THE COPYRIGHT IN THIS DRAWING IS VESTED IN URBAN LIMITED AND NO LICENCE OR ASSIGNMENT OF ANY KIND HAS BEEN OR IS GRANTED TO ANY THIRD PARTY WHETHER BY PROVISION OF COPIES OR ORIGINALS OF THE DRAWINGS OR OTHERWISE UNLESS OTHERWISE AGREED IN WRITING


FOR ELECTRONIC DATA ISSUE  
ELECTRONIC DATA / DRAWINGS ARE ISSUED AS 'READ ONLY' AND SHOULD NOT BE INTERROGATED FOR MEASUREMENT. ALL DIMENSION AND LEVELS SHOULD BE READ, ONLY FROM THOSE VALUES STATED IN TEXT ON THE DRAWING.




SECTION G-G



SECTION H-H



SECTION J-J



SECTION I-I

DRAWING LEGEND

- 100mm CLT WALL 3s
  - 100mm CLT WALL 5s
  - 120mm CLT WALL 3s
  - 120mm CLT WALL 5s
  - 140mm CLT WALL 5s
  - 200mm CLT WALL 5s
  - GLULAM BEAM ABOVE
  - GLULAM COLUMN / BEAM
  - STEEL BEAM ABOVE
  - STEEL COLUMN / BEAM
- STRUCTURAL OPENING IN CLT  
(AFFL = ABOVE FINISHED FLOOR LEVEL)
- HEAD HEIGHT AFFL
  - CILL HEIGHT AFFL
- USS +XXXX  
USS +XXXX UNDERSIDE OF RHS 90x50x5 STEEL PROFILE

CLT SURFACE LEGEND

- VISUAL GRADE
  - EXPOSED CLT NON VISUAL
  - CLT FIRE RATING R30
  - CLT FIRE RATING R60
  - CLT FIRE RATING R90
- Please note:  
Fire Rating to Urban structure is to be provided by linings unless otherwise indicated.

FOR CONSTRUCTION

RECEIVED	RETURNED	
APPROVED BY		
DRAWING STATUS	SIGNED	DATE
A <input type="checkbox"/> B <input type="checkbox"/> C <input type="checkbox"/>		
REV	DATE	AMENDMENT
A	23.02.16	For Approval
B	01.04.16	For Approval
C	14.10.16	For Approval (After revision to 3d model and drawings from 29.07.16)
D	18.11.16	For Approval
	02.12.16	For Construction

**EURBAN**

**EURBAN Limited**  
3rd Floor  
59 Lafone Street  
London SE1 2LX

T +44 (0)20 7378 8476  
E info@urban.co.uk  
www.urban.co.uk

DRAWING TITLE  
**SECTIONS 3**

STATUS  
**FOR CONSTRUCTION**

DRAWING NO. **2448\_GA\_203** REVISION **D**

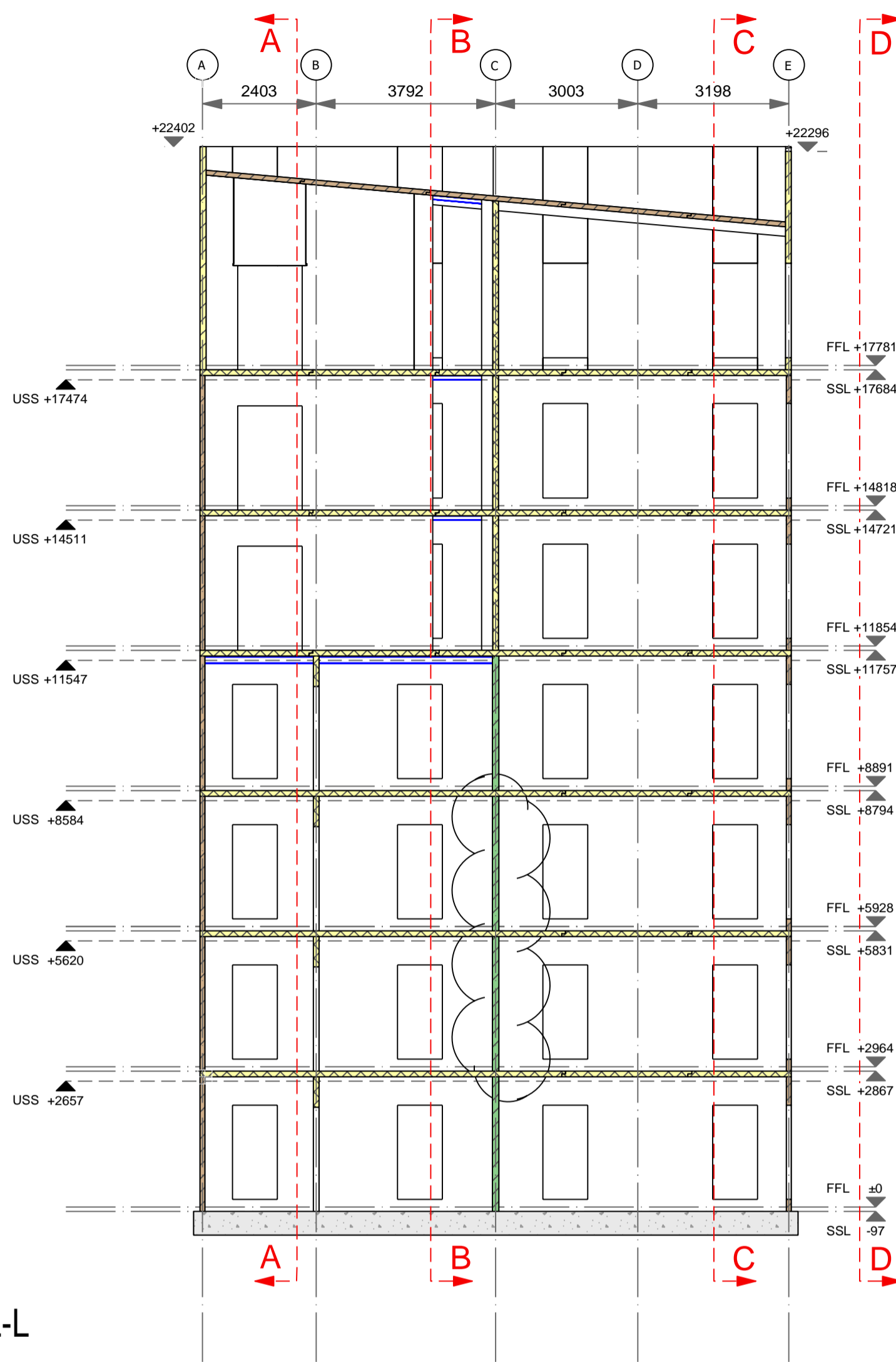
JOB TITLE  
**Yoker Clyde Riverside  
Elerslie Road  
G14 ONF Yoker Glasgow**

JOB NO.  
**2448**


SCALE @ A1	DATE	DRAWN	CHECKED
1: 100	01.04.2016	DN	TL

© COPYRIGHT  
THE COPYRIGHT IN THIS DRAWING IS VESTED IN EURBAN LIMITED AND NO LICENCE OR ASSIGNMENT OF ANY KIND HAS BEEN OR IS GRANTED TO ANY THIRD PARTY WHETHER BY PROVISION OF COPIES OR ORIGINALS OF THE DRAWINGS OR OTHERWISE UNLESS OTHERWISE AGREED IN WRITING

FOR ELECTRONIC DATA ISSUE  
ELECTRONIC DATA / DRAWINGS ARE ISSUED AS 'READ ONLY' AND SHOULD NOT BE INTERROGATED FOR MEASUREMENT. ALL DIMENSIONS AND LEVELS SHOULD BE READ ONLY FROM THOSE VALUES STATED IN TEXT ON THE DRAWING.



SECTION L-L



SECTION K-K

DRAWING LEGEND

- 100mm CLT WALL 3s
- 100mm CLT WALL 5s
- 120mm CLT WALL 3s
- 120mm CLT WALL 5s
- 140mm CLT WALL 5s
- 200mm CLT WALL 5s
- GLULAM BEAM ABOVE
- GLULAM COLUMN / BEAM
- STEEL BEAM ABOVE
- STEEL COLUMN / BEAM
- STRUCTURAL OPENING IN CLT (AFFL = ABOVE FINISHED FLOOR LEVEL)
- HEAD HEIGHT AFFL
- CILL HEIGHT AFFL
- USS +XXXX UNDERSIDE OF RHS 90x50x5 STEEL PROFILE

CLT SURFACE LEGEND

- VISUAL GRADE
  - EXPOSED CLT NON VISUAL
  - CLT FIRE RATING R30
  - CLT FIRE RATING R60
  - CLT FIRE RATING R90
- Please note:  
Fire Rating to Urban structure is to be provided by linings unless otherwise indicated.

FOR CONSTRUCTION

RECEIVED _____	RETURNED _____
----------------	----------------

APPROVED BY \_\_\_\_\_

DRAWING STATUS	SIGNED	DATE
A <input type="checkbox"/> B <input type="checkbox"/> C <input type="checkbox"/>	_____	_____

REV	DATE	AMENDMENT
-	23.02.16	For Approval
A	01.04.16	For Approval
B	14.10.16	For Approval (After revision to 3d model and drawings from 29.07.16)
C	18.11.16	For Approval
D	02.12.16	For Construction



**URBAN Limited**  
 3rd Floor T +44 (0)20 7378 8476  
 59 Lafone Street E info@urban.co.uk  
 London SE1 2LX www.urban.co.uk

DRAWING TITLE  
**SECTIONS 4**

STATUS  
**FOR CONSTRUCTION**

DRAWING NO. **2448\_GA\_204** REVISION **D**

JOB TITLE  
**Yoker Clyde Riverside  
 Ellerslie Road  
 G14 ONF Yoker Glasgow**

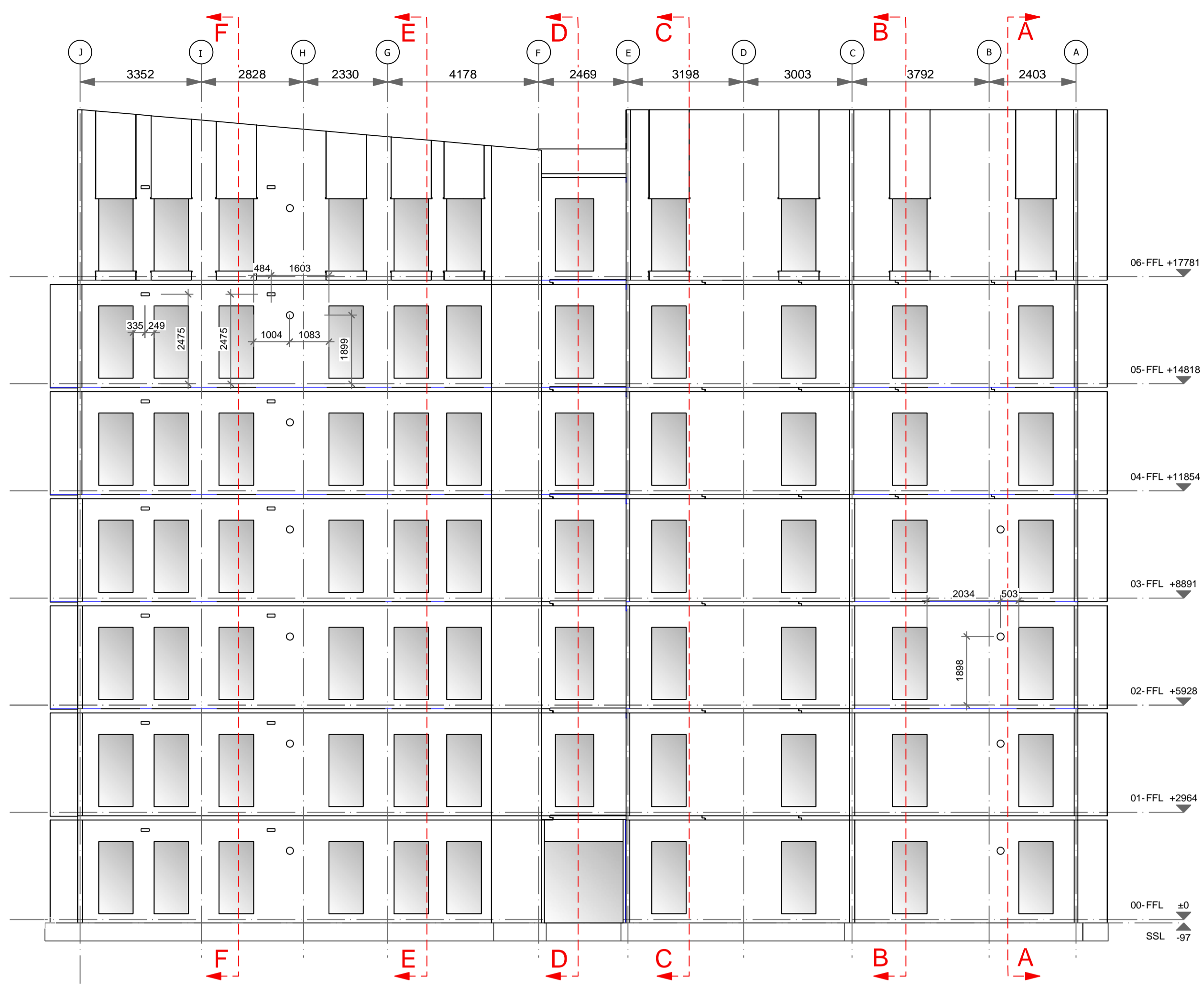
JOB NO.  
**2448**

SCALE @ A1	DATE	DRAWN	CHECKED
1: 100	01.04.2016	DN	TL

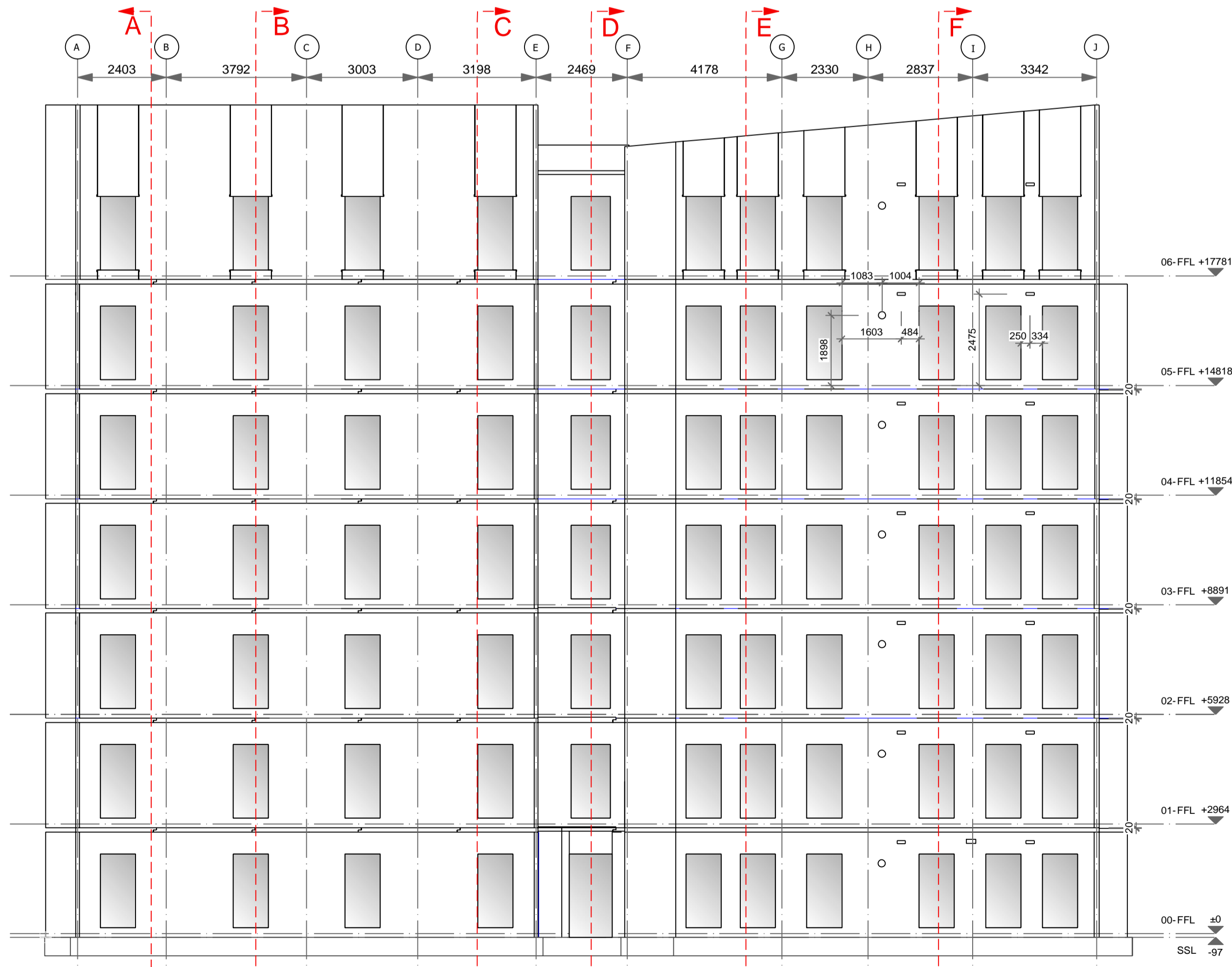
© COPYRIGHT  
 THE COPYRIGHT IN THIS DRAWING IS VESTED IN URBAN LIMITED AND NO LICENCE OR ASSIGNMENT OF ANY KIND HAS BEEN OR IS GRANTED TO ANY THIRD PARTY WHETHER BY PROVISION OF COPIES OR ORIGINALS OF THE DRAWINGS OR OTHERWISE UNLESS OTHERWISE AGREED IN WRITING

FOR ELECTRONIC DATA ISSUE  
 ELECTRONIC DATA / DRAWINGS ARE ISSUED AS 'READ ONLY' AND SHOULD NOT BE INTERROGATED FOR MEASUREMENT. ALL DIMENSION AND LEVELS SHOULD BE READ ONLY FROM THOSE VALUES STATED IN TEXT ON THE DRAWING.

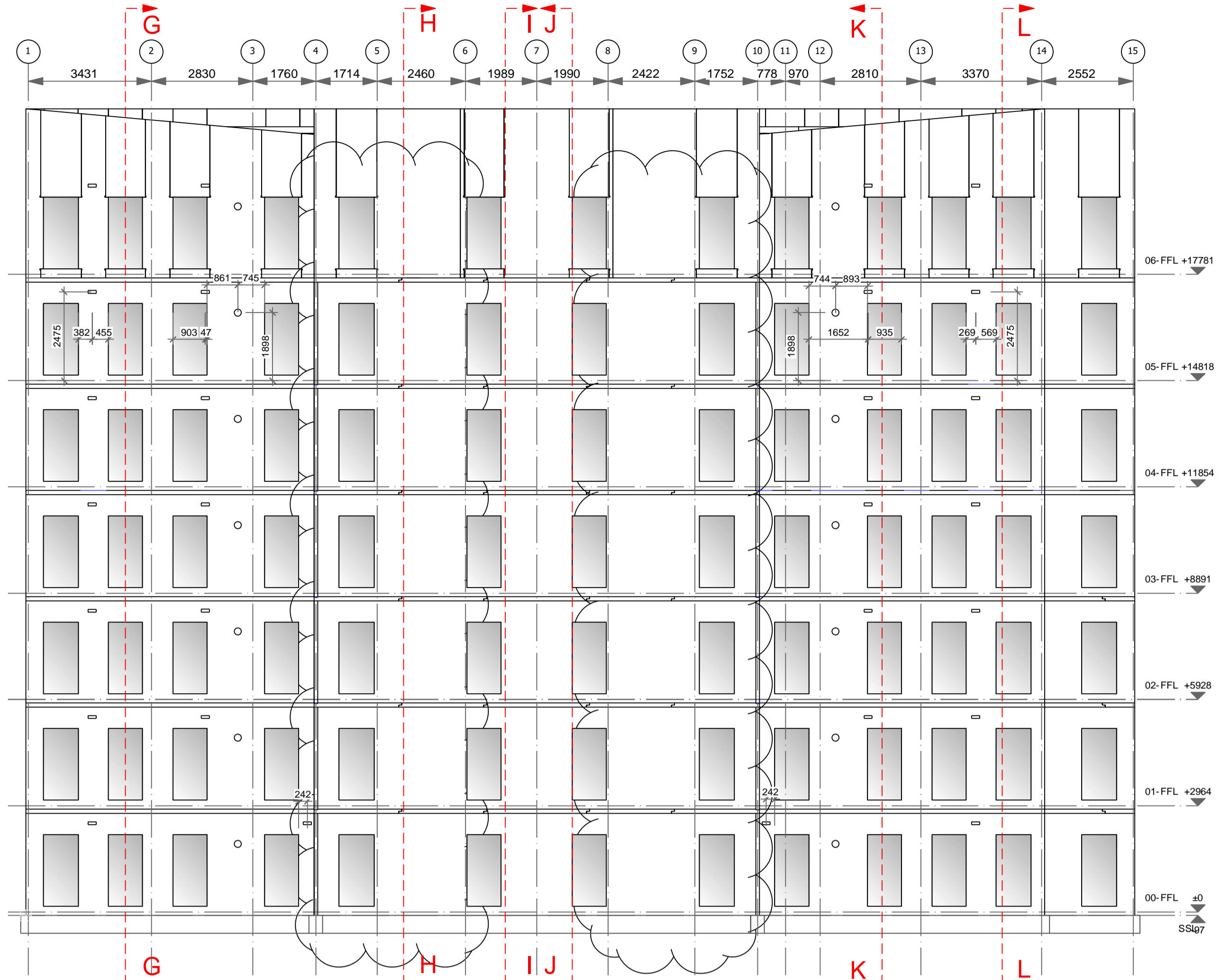




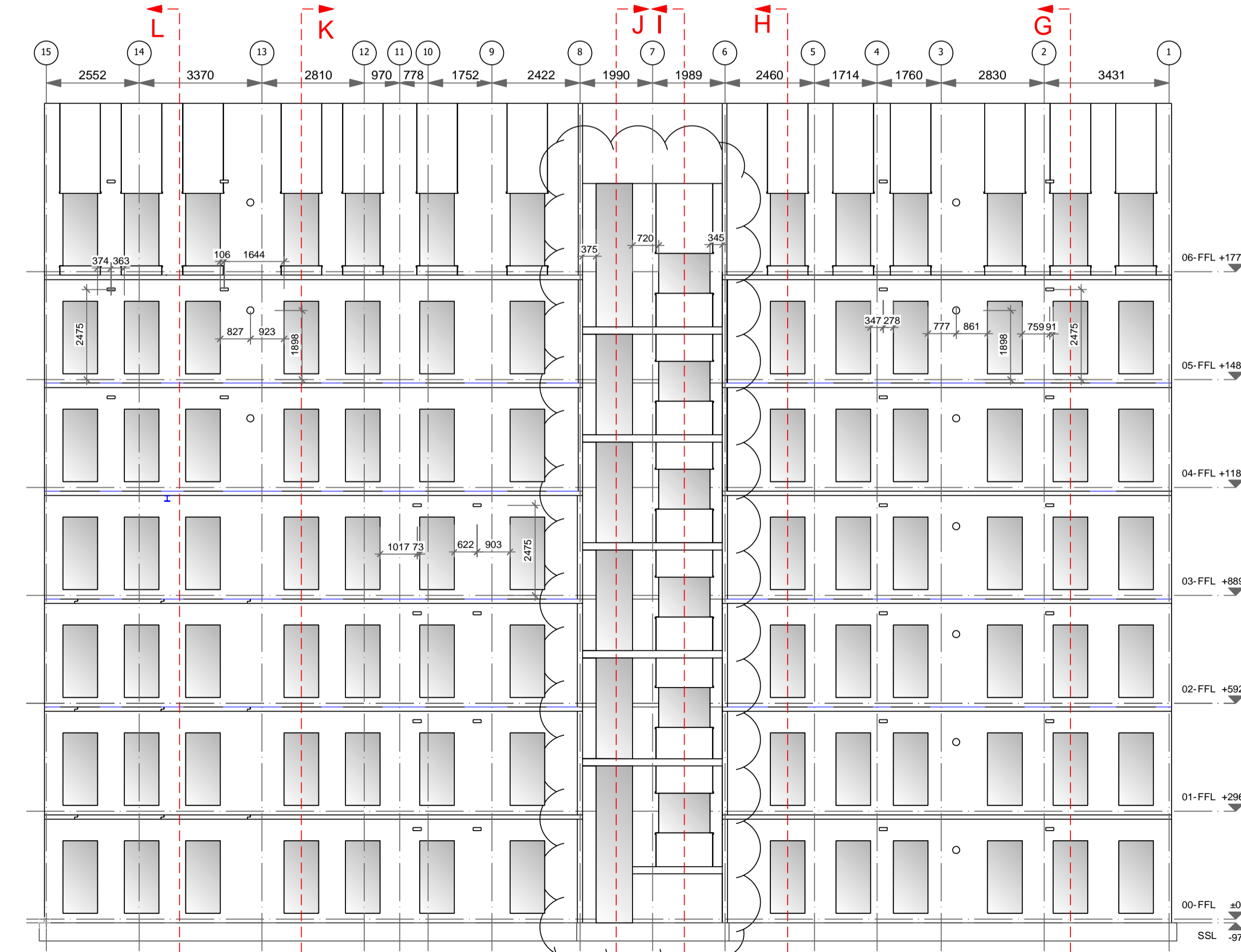
ELEVATION 1



ELEVATION 3



ELEVATION 2



ELEVATION 4

DRAWING LEGEND

- 100mm CLT WALL 3s
- 100mm CLT WALL 5s
- 120mm CLT WALL 3s
- 120mm CLT WALL 5s
- 140mm CLT WALL 5s
- 200mm CLT WALL 5s
- GLULAM BEAM ABOVE
- GLULAM COLUMN / BEAM
- STEEL BEAM ABOVE
- STEEL COLUMN / BEAM
- STRUCTURAL OPENING IN CLT (AFFL = ABOVE FINISHED FLOOR LEVEL)
- HEAD HEIGHT AFFL
- CILL HEIGHT AFFL
- UNDERSIDE OF RHS 90x50x5 STEEL PROFILE

CLT SURFACE LEGEND

- VISUAL GRADE
  - EXPOSED CLT NON VISUAL
  - CLT FIRE RATING R30
  - CLT FIRE RATING R60
  - CLT FIRE RATING R90
- Please note:  
Fire Rating to Urban structure is to be provided by linings unless otherwise indicated.

FOR CONSTRUCTION

RECEIVED	RETURNED	
APPROVED BY		
DRAWING STATUS	SIGNED	DATE
<input type="checkbox"/> A <input type="checkbox"/> B <input type="checkbox"/> C		
REV	DATE	AMENDMENT
A	23.02.16	For Approval
B	01.04.16	For Approval
C	14.10.16	For Approval (After revision to 3d model and drawings from 29.07.16)
D	18.11.16	For Approval
	02.12.16	For Construction



**URBAN Limited**  
 3rd Floor  
 59 Lafone Street  
 London SE1 2LX

T +44 (0)20 7378 8476  
 E info@urban.co.uk  
 www.urban.co.uk

DRAWING TITLE  
**ELEVATIONS**

STATUS  
**FOR CONSTRUCTION**

DRAWING NO. **2448\_GA\_301** REVISION **D**

JOB TITLE  
**Yoker Clyde Riverside  
 Ellerslie Road  
 G14 ONF Yoker Glasgow**

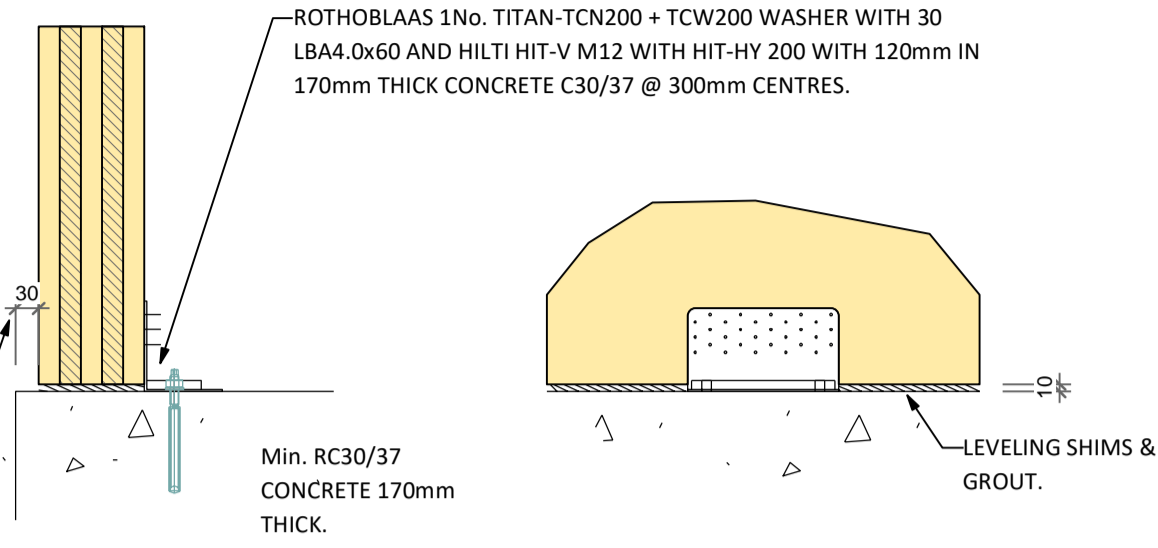
JOB NO. **2448**

SCALE @ A1 **1:100** DATE **01.04.2016** DRAWN **DN** CHECKED **TL**

© COPYRIGHT  
 THE COPYRIGHT IN THIS DRAWING IS VESTED IN URBAN LIMITED AND NO LICENCE OR ASSIGNMENT OF ANY KIND HAS BEEN OR IS GRANTED TO ANY THIRD PARTY WHETHER BY PROVISION OF COPIES OR ORIGINALS OF THE DRAWINGS OR OTHERWISE UNLESS OTHERWISE AGREED IN WRITING

FOR ELECTRONIC DATA ISSUE  
 ELECTRONIC DATA / DRAWINGS ARE ISSUED AS 'READ ONLY' AND SHOULD NOT BE INTERROGATED FOR MEASUREMENT. ALL DIMENSIONS AND LEVELS SHOULD BE READ ONLY FROM THOSE VALUES STATED IN TEXT ON THE DRAWING.

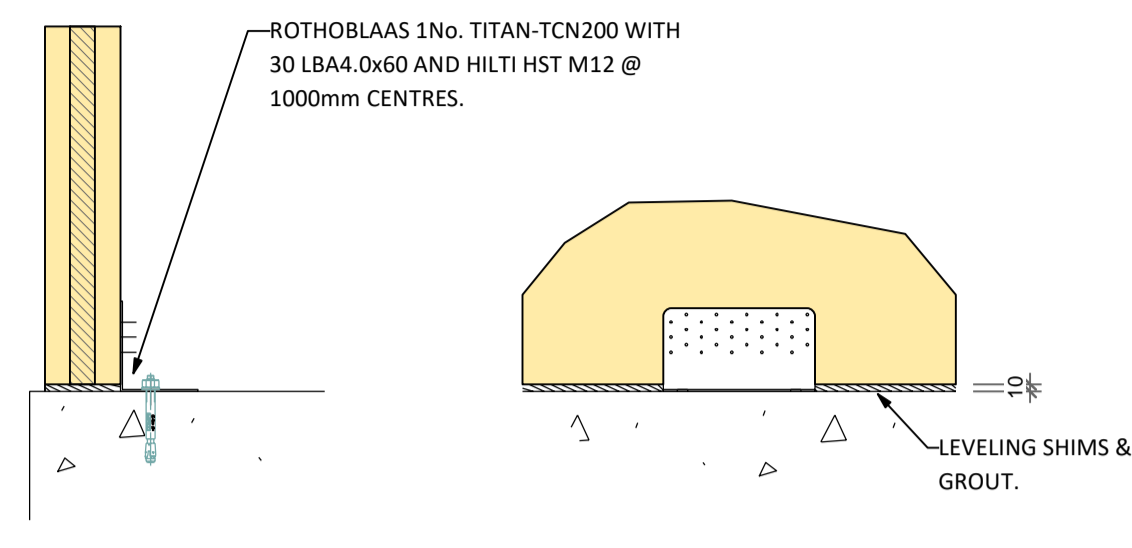
DETAIL 1



ACTION	
F1d	= 60 kN/m
F2/3d	= 22 kN/m
F4d=F5d	= 2.3 kN/m

STABILITY WALL - EXTERNAL BASE CONNECTION  
GROUND FLOOR  
SECTION 1 - 1:10

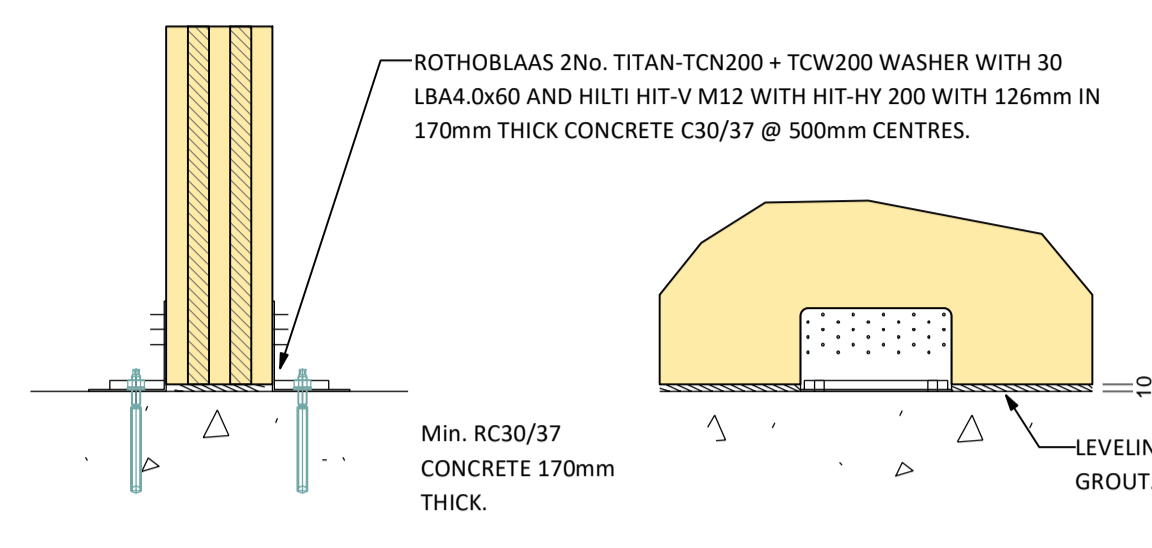
DETAIL 2



ACTION	
F1d	= 0 kN/m
F2/3d	= 5 kN/m
F4d=F5d	= 2.3 kN/m

TYPICAL WALL - EXTERNAL BASE CONNECTION  
GROUND FLOOR  
SECTION 2 - 1:10

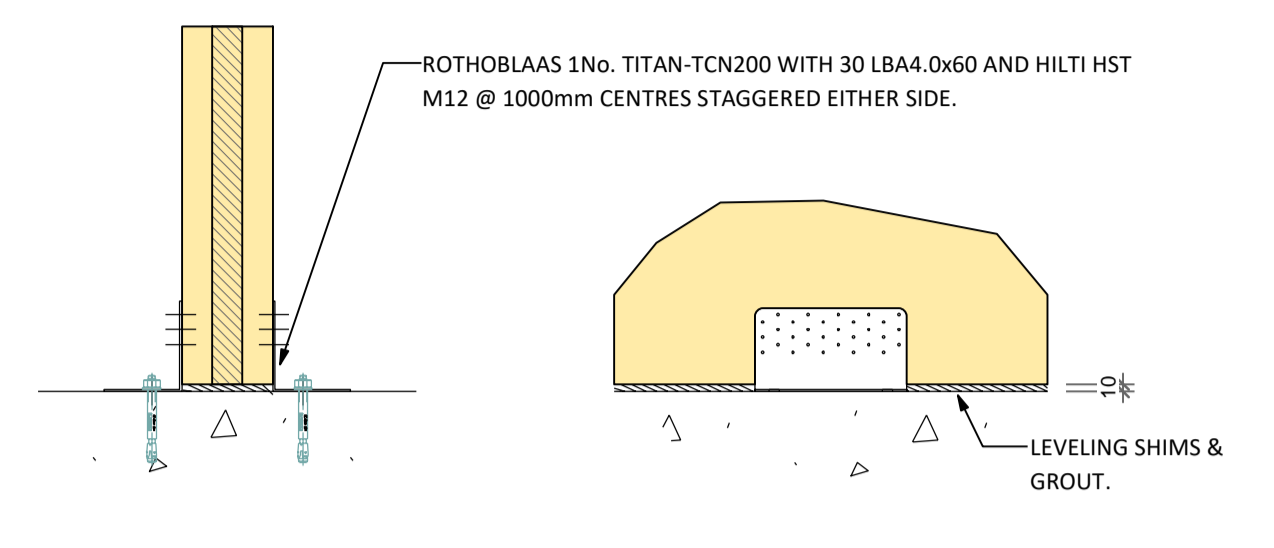
DETAIL 3



ACTION	
F1d	= 77 kN/m
F2/3d	= 43 kN/m
F4d=F5d	= 0 kN/m

STABILITY WALL - INTERNAL BASE CONNECTION  
GROUND FLOOR  
SECTION 3 - 1:10

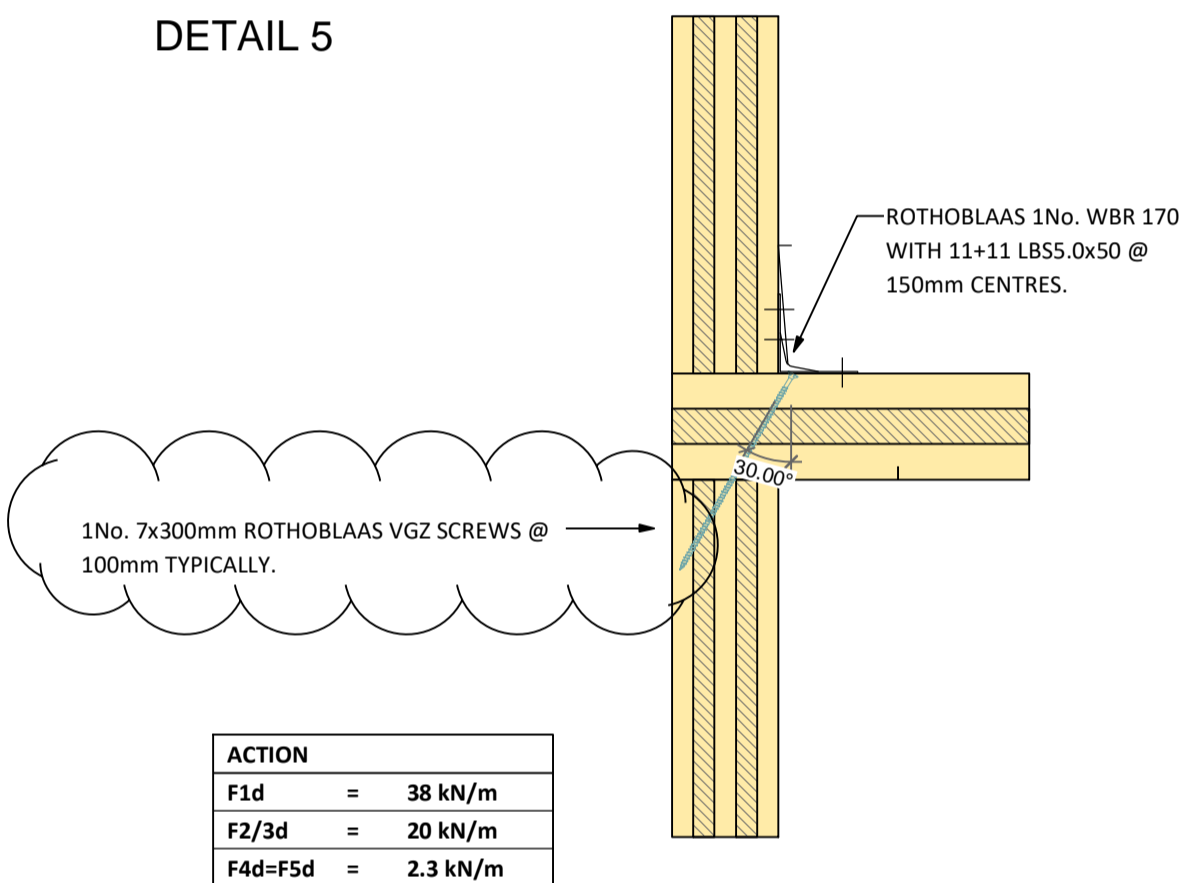
DETAIL 4



ACTION	
F1d	= 0 kN/m
F2/3d	= 5 kN/m
F4d=F5d	= 0 kN/m

TYPICAL WALL - INTERNAL BASE CONNECTION  
GROUND FLOOR  
SECTION 4 - 1:10

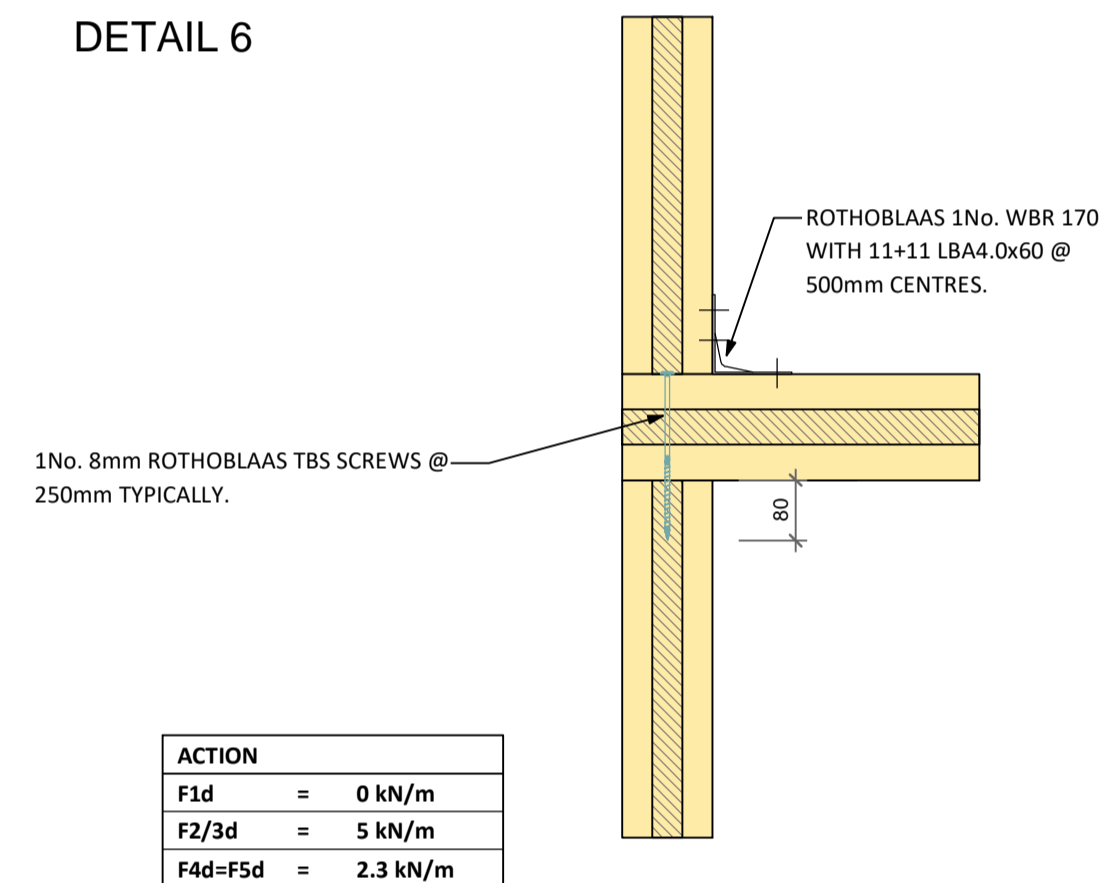
DETAIL 5



ACTION	
F1d	= 38 kN/m
F2/3d	= 20 kN/m
F4d=F5d	= 2.3 kN/m

STABILITY WALL - EXTERNAL BASE / HEAD CONNECTION  
1st, 2nd & 3rd FLOOR  
SECTION 5 - 1:10

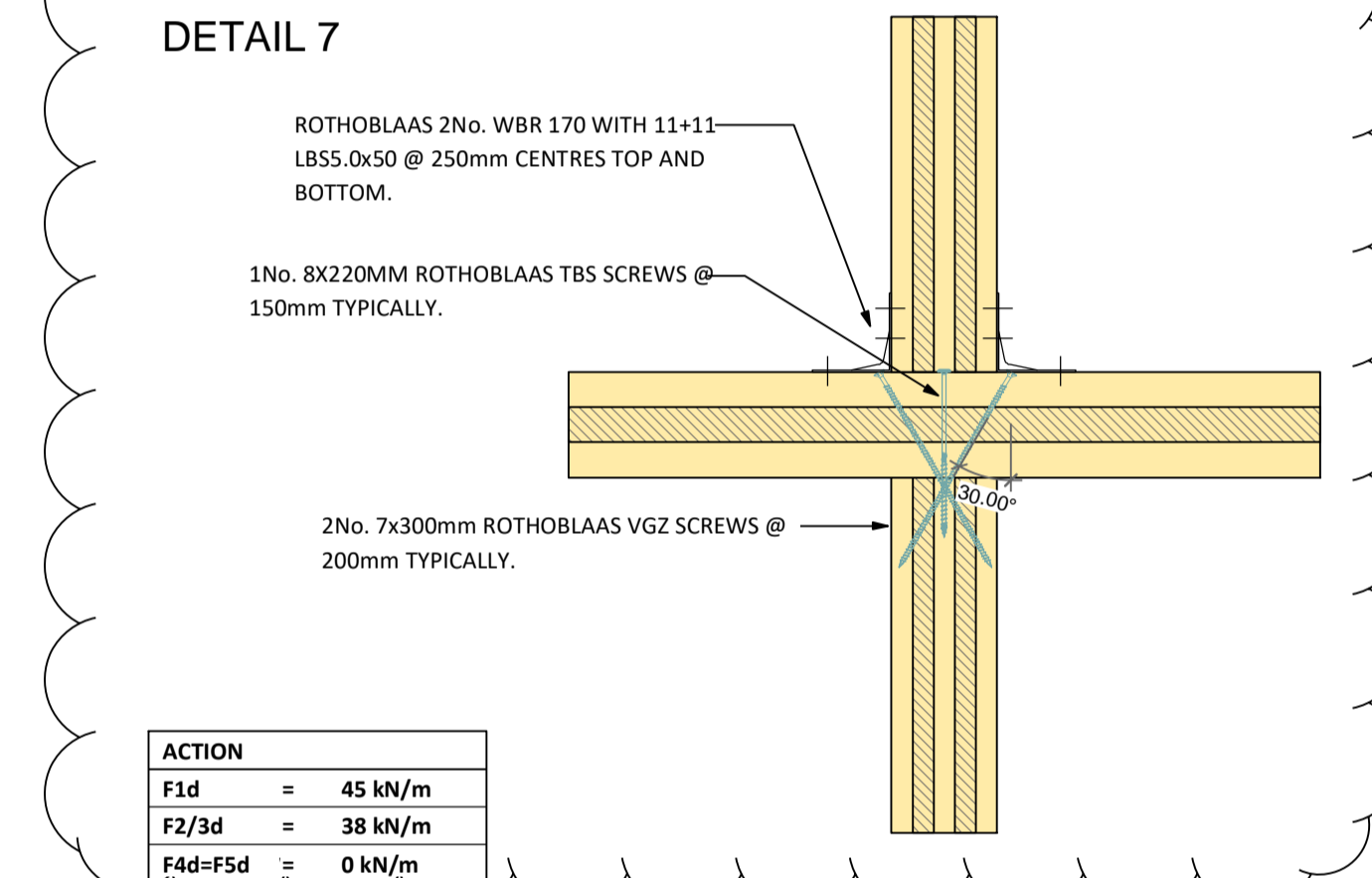
DETAIL 6



ACTION	
F1d	= 0 kN/m
F2/3d	= 5 kN/m
F4d=F5d	= 2.3 kN/m

TYPICAL WALL - EXTERNAL - BASE / HEAD CONNECTION  
1st, 2nd & 3rd FLOOR  
SECTION 6 - 1:10

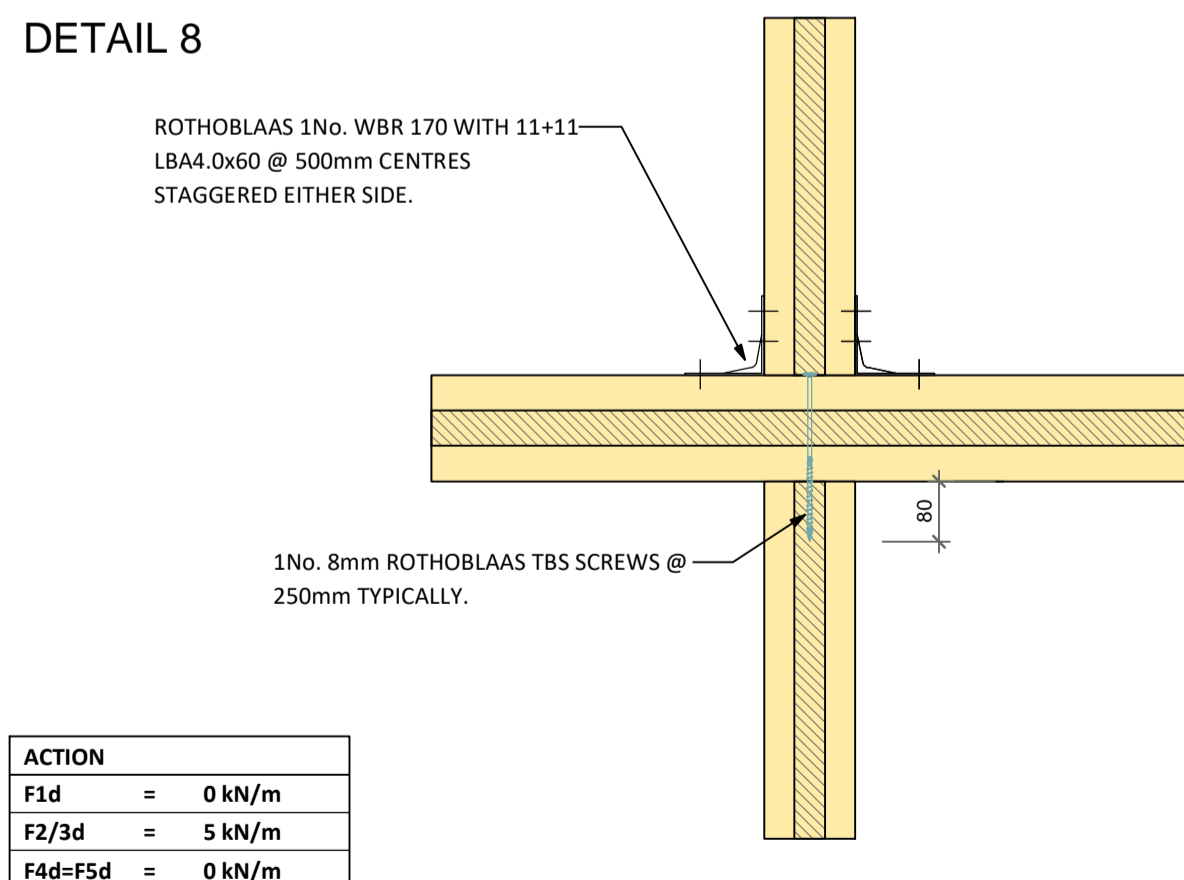
DETAIL 7



ACTION	
F1d	= 45 kN/m
F2/3d	= 38 kN/m
F4d=F5d	= 0 kN/m

STABILITY WALL - INTERNAL BASE / HEAD CONNECTION  
1st, 2nd & 3rd FLOOR  
SECTION 7 - 1:10

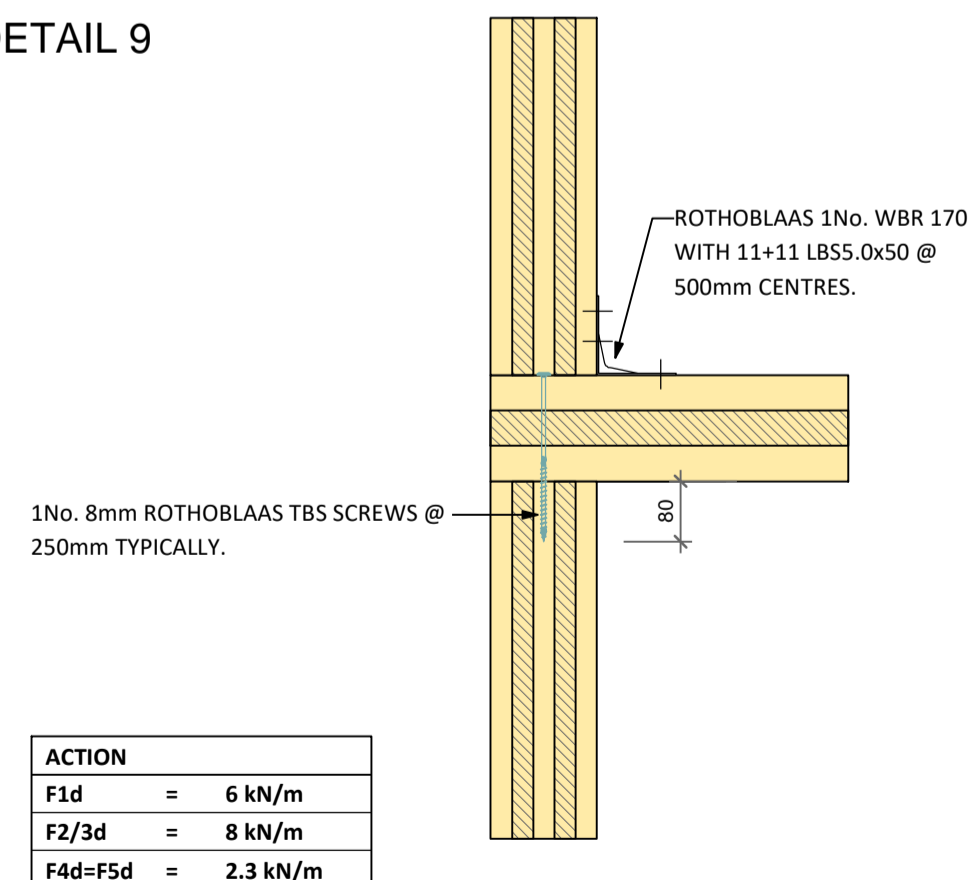
DETAIL 8



ACTION	
F1d	= 0 kN/m
F2/3d	= 5 kN/m
F4d=F5d	= 0 kN/m

TYPICAL WALL - INTERNAL BASE / HEAD CONNECTION  
1st, 2nd & 3rd FLOOR  
SECTION 8 - 1:10

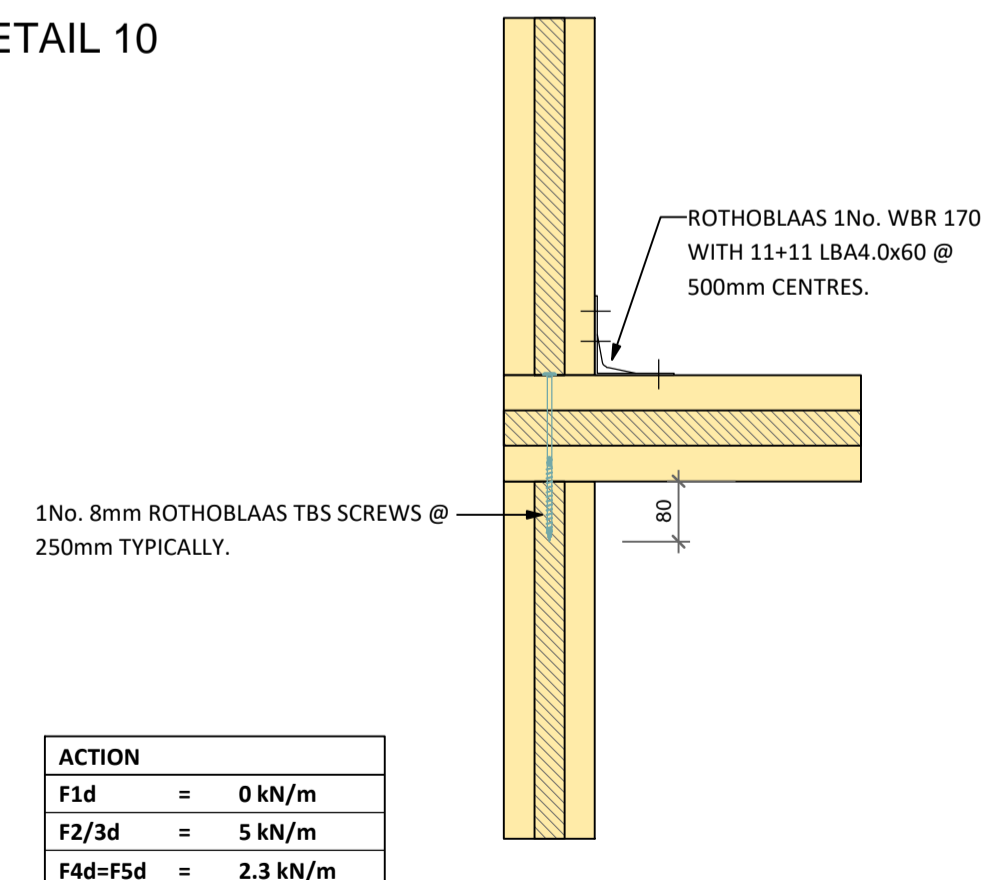
DETAIL 9



ACTION	
F1d	= 6 kN/m
F2/3d	= 8 kN/m
F4d=F5d	= 2.3 kN/m

STABILITY WALL - EXTERNAL BASE / HEAD CONNECTION  
4th, 5th & 6th FLOOR  
SECTION 9 - 1:10

DETAIL 10



ACTION	
F1d	= 0 kN/m
F2/3d	= 5 kN/m
F4d=F5d	= 2.3 kN/m

TYPICAL WALL - EXTERNAL BASE / HEAD CONNECTION  
4th, 5th & 6th FLOOR  
SECTION 10 - 1:10

REV	DATE	AMENDMENT
-	01.04.16	ISSUE FOR APPROVAL
A	14.10.16	ISSUE FOR APPROVAL (After revision to 3d model and drawings from 30.07.16)
B	16.11.16	ISSUE FOR APPROVAL
C	02.12.16	ISSUE FOR CONSTRUCTION



**URBAN Limited**  
3rd Floor  
59 Lafone Street  
London SE1 2LX  
T +44 (0)20 7378 8476  
E info@urban.co.uk  
www.urban.co.uk

DRAWING TITLE  
**DETAILS 1**

STATUS  
**FOR CONSTRUCTION**

DRAWING NO. **244E\_GA\_401** REVISION **C**

JOB TITLE  
**Yoker Clyde Riverside  
Ellerslie Road  
G14 ONF Yoker Glasgow**

JOB NO.  
**2448**

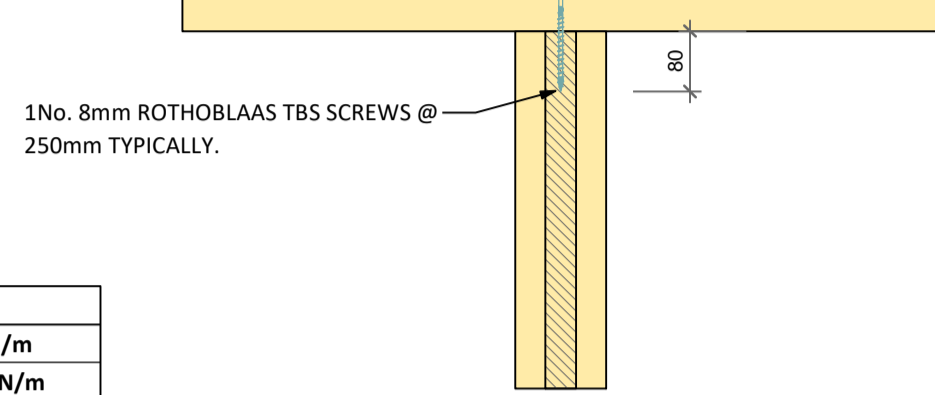
SCALE @ A1	DATE	DRAWN	CHECKED
1:10	01.04.2016	DN	TL

© COPYRIGHT  
THE COPYRIGHT IN THIS DRAWING IS VESTED IN URBAN LIMITED AND NO LICENCE OR ASSIGNMENT OF ANY KIND HAS BEEN OR IS GRANTED TO ANY THIRD PARTY WHETHER BY PROVISION OF COPIES OR ORIGINALS OF THE DRAWINGS OR OTHERWISE UNLESS OTHERWISE AGREED IN WRITING

FOR ELECTRONIC DATA ISSUE  
ELECTRONIC DATA / DRAWINGS ARE ISSUED AS 'READ ONLY' AND SHOULD NOT BE INTERROGATED FOR MEASUREMENT. ALL DIMENSION AND LEVELS SHOULD BE READ ONLY FROM THOSE VALUES STATED IN TEXT ON THE DRAWING.

DETAIL 11

ROTHOBLAAS 1No. WBR 170 WITH 11+11  
LBS5.0x50 @ 500mm CENTRES  
STAGGERED EITHER SIDE.



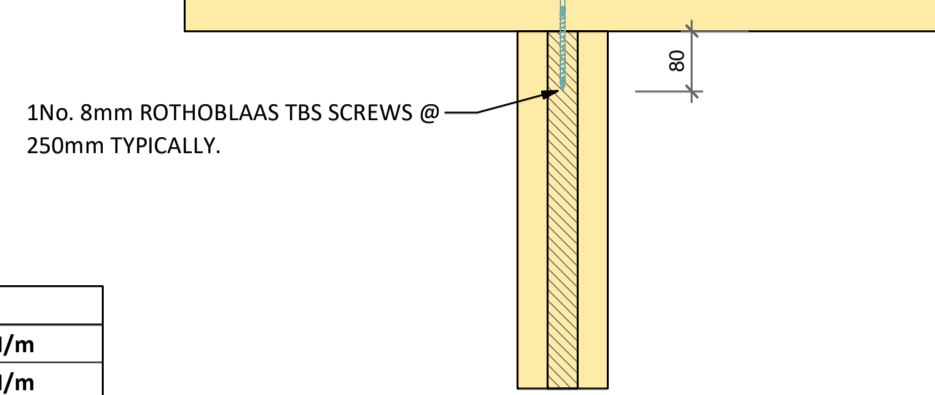
1No. 8mm ROTHOBLAAS TBS SCREWS @  
250mm TYPICALLY.

ACTION	
F1d	= 9 kN/m
F2/3d	= 15 kN/m
F4d=F5d	= 0 kN/m

STABILITY WALL - INTERNAL BASE / HEAD CONNECTION  
4th, 5th & 6th FLOOR  
SECTION 11 - 1:10

DETAIL 12

ROTHOBLAAS 1No. WBR 170 WITH 11+11  
LBA4.0x60 @ 500mm CENTRES  
STAGGERED EITHER SIDE.

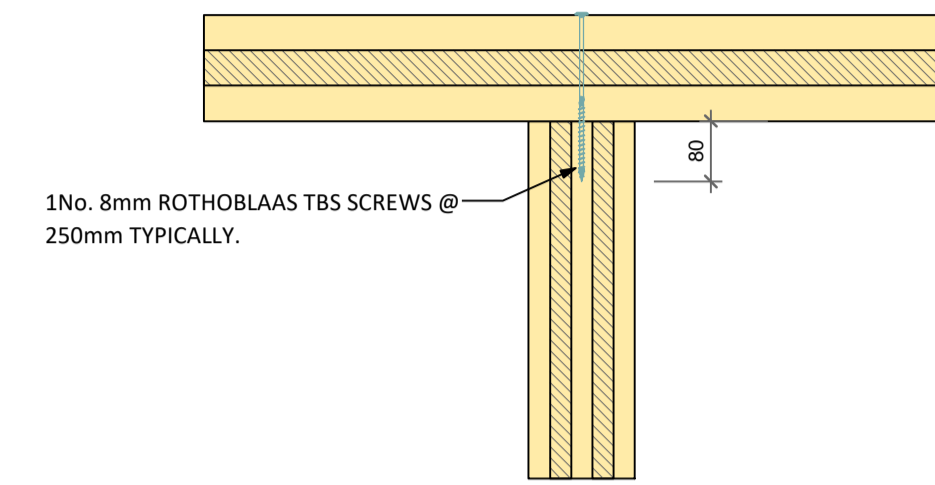


1No. 8mm ROTHOBLAAS TBS SCREWS @  
250mm TYPICALLY.

ACTION	
F1d	= 0 kN/m
F2/3d	= 5 kN/m
F4d=F5d	= 0 kN/m

TYPICAL WALL - INTERNAL BASE / HEAD CONNECTION  
4th, 5th & 6th - TYPICAL WALL  
SECTION 12 - 1:10

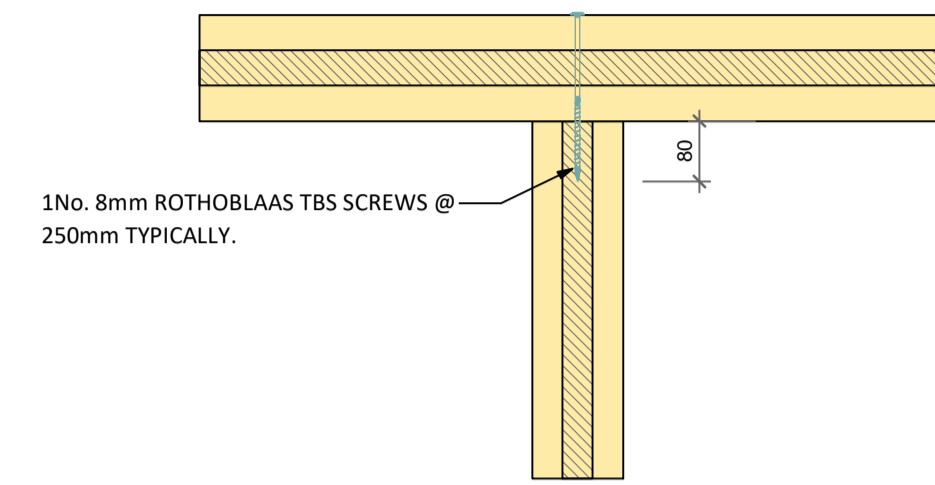
DETAIL 13



1No. 8mm ROTHOBLAAS TBS SCREWS @  
250mm TYPICALLY.

STABILITY WALL - INTERNAL HEAD CONNECTION  
ROOF LEVEL  
SECTION 15 - 1:10

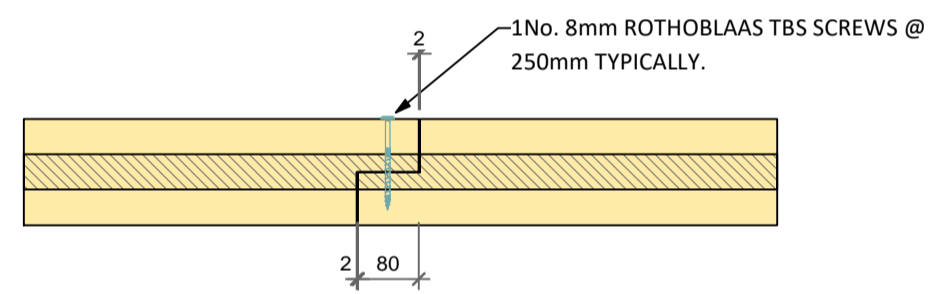
DETAIL 14



1No. 8mm ROTHOBLAAS TBS SCREWS @  
250mm TYPICALLY.

TYPICAL WALL - INTERNAL HEAD CONNECTION  
ROOF LEVEL  
SECTION 16 - 1:10

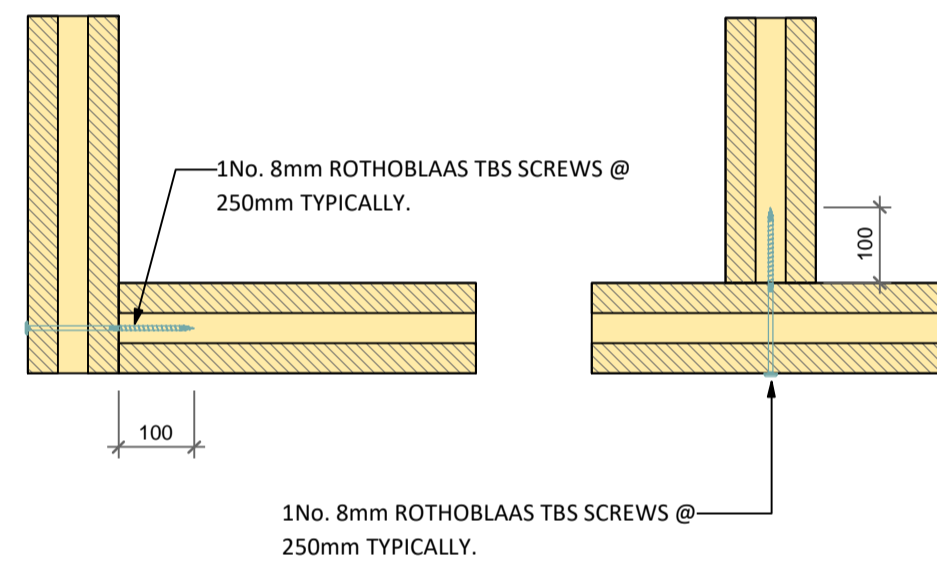
DETAIL 15



1No. 8mm ROTHOBLAAS TBS SCREWS @  
250mm TYPICALLY.

TYPICAL FLOOR - FLOOR CONNECTION  
SECTION 17 - 1:10

DETAIL 16

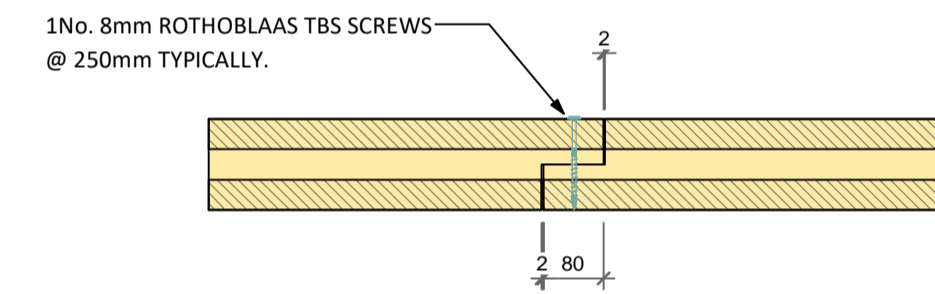


1No. 8mm ROTHOBLAAS TBS SCREWS @  
250mm TYPICALLY.

1No. 8mm ROTHOBLAAS TBS SCREWS @  
250mm TYPICALLY.

TYPICAL WALL - WALL CONNECTION  
SECTION 18 - 1:10

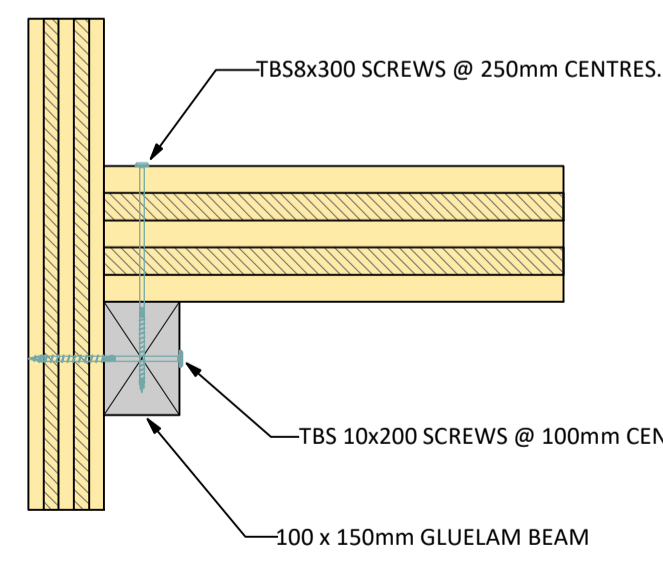
DETAIL 17



1No. 8mm ROTHOBLAAS TBS SCREWS @  
250mm TYPICALLY.

TYPICAL WALL HALF LAP CONNECTION  
SECTION 19 - 1:10

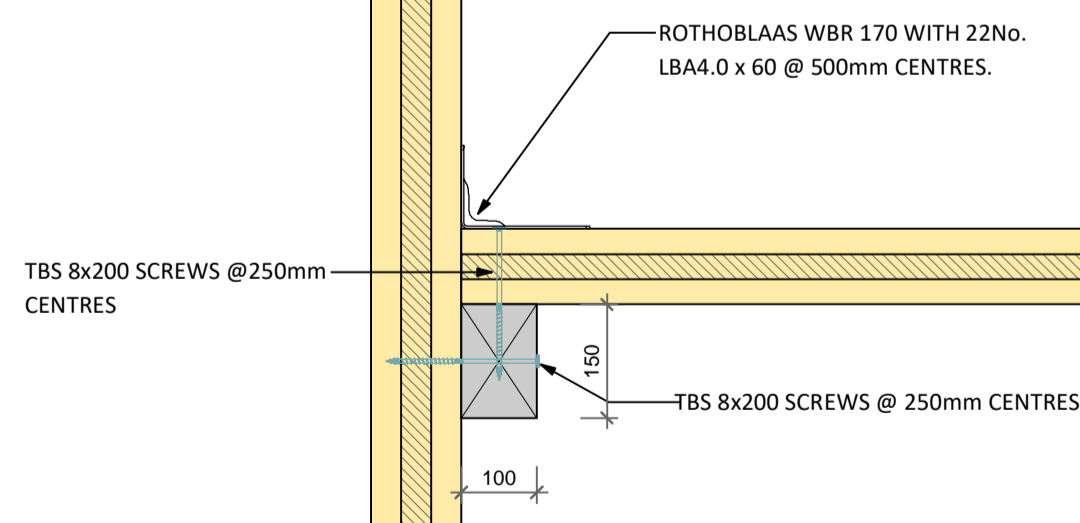
DETAIL 18



ACTION	
V1d	= 31.5kN/m

TYPICAL WALL - HALF-LANDING SUPPORT  
CONNECTION  
SECTION 20 - 1:10

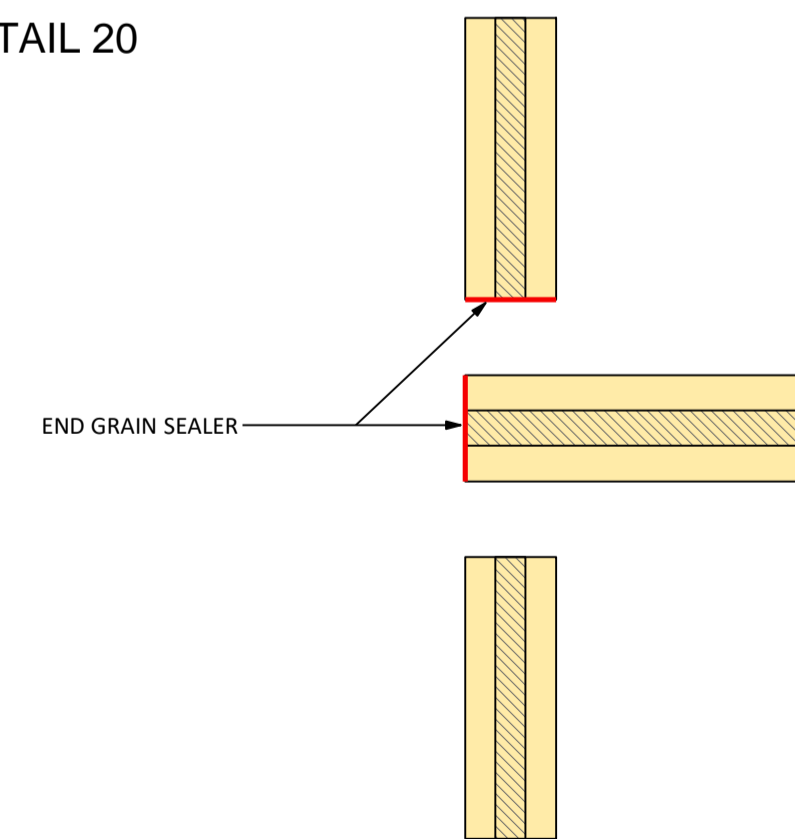
DETAIL 19



ACTION	
F1d	= 8.5 kN/m
Vd	= 6.3 kN/m

STABILITY WALL - ROOF SLAB CONNECTION  
SECTION 21 - 1:10

DETAIL 20



END GRAIN SEALER DETAIL  
SECTION 22 - 1:10

REV	DATE	AMENDMENT
-	01.04.16	ISSUE FOR APPROVAL
A	14.10.16	ISSUE FOR APPROVAL (After revision to 3d model and drawings from 28.07.16)
B	18.11.16	ISSUE FOR APPROVAL
C	02.12.16	ISSUE FOR CONSTRUCTION



**EURBAN Limited**  
3rd Floor  
59 Lafone Street  
London SE1 2LX  
T +44 (0)20 7378 8476  
E info@eurban.co.uk  
www.eurban.co.uk

DRAWING TITLE  
**DETAILS 2**

STATUS  
**FOR CONSTRUCTION**

DRAWING NO. **244E\_GA\_402** REVISION **C**

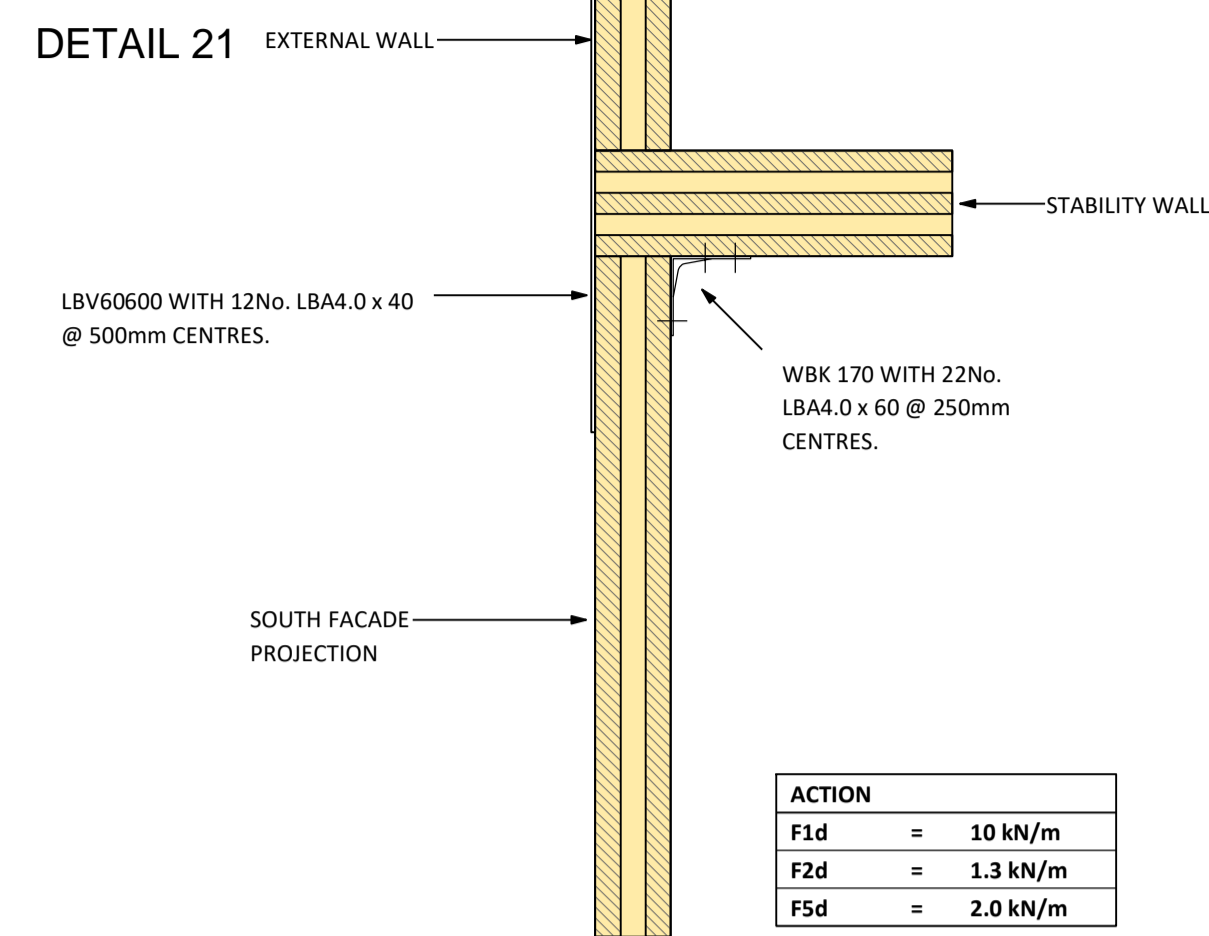
JOB TITLE  
**Yoker Clyde Riverside  
Elerslie Road  
G14 ONF Yoker Glasgow**

JOB NO.  
**2448**

SCALE @ A1	DATE	DRAWN	CHECKED
1:10	01.04.2016	DN	TL

© COPYRIGHT  
THE COPYRIGHT IN THIS DRAWING IS VESTED IN EURBAN LIMITED AND NO LICENCE OR ASSIGNMENT OF ANY KIND HAS BEEN OR IS GRANTED TO ANY THIRD PARTY WHETHER BY PROVISION OF COPIES OR ORIGINALS OF THE DRAWINGS OR OTHERWISE UNLESS OTHERWISE AGREED IN WRITING

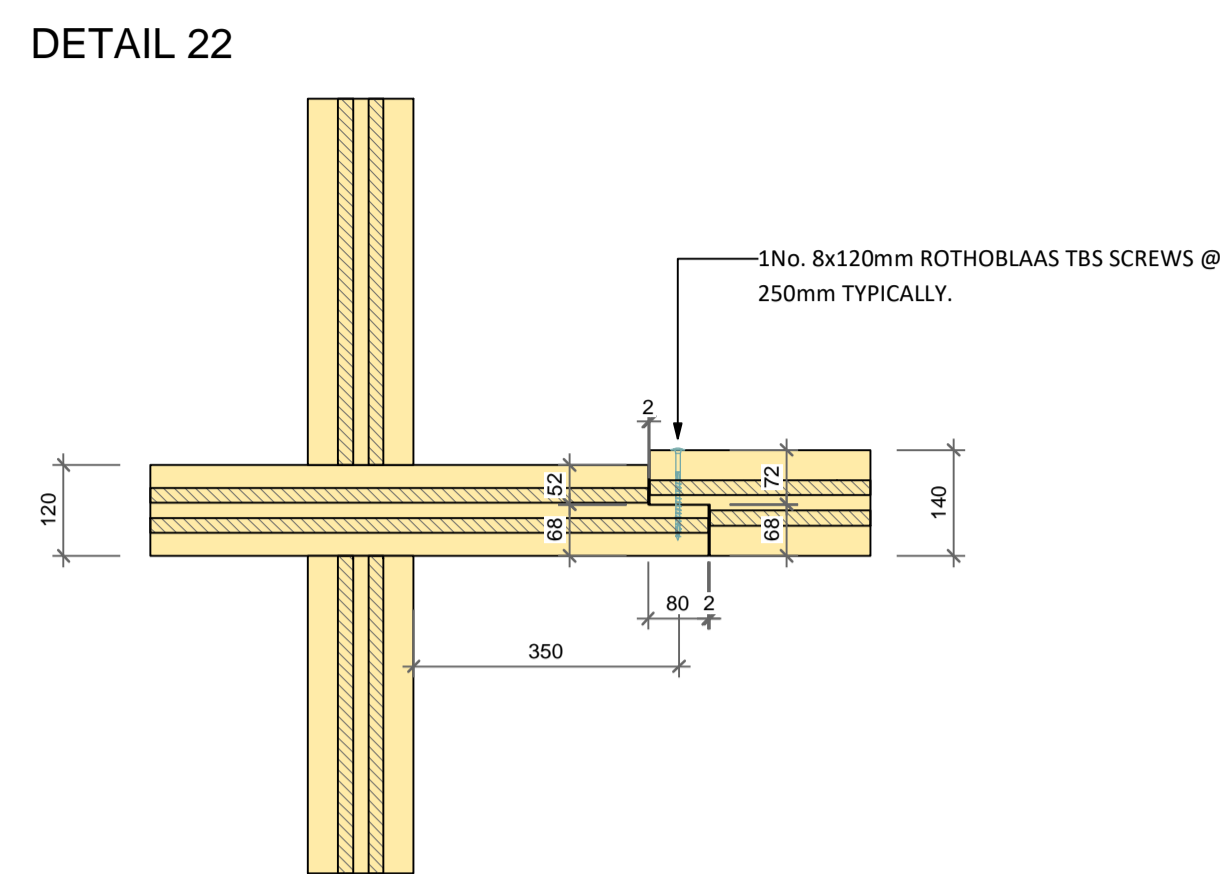
FOR ELECTRONIC DATA ISSUE  
ELECTRONIC DATA / DRAWINGS ARE ISSUED AS 'READ ONLY' AND SHOULD NOT BE INTERROGATED FOR MEASUREMENT. ALL DIMENSION AND LEVELS SHOULD BE READ ONLY FROM THOSE VALUES STATED IN TEXT ON THE DRAWING.



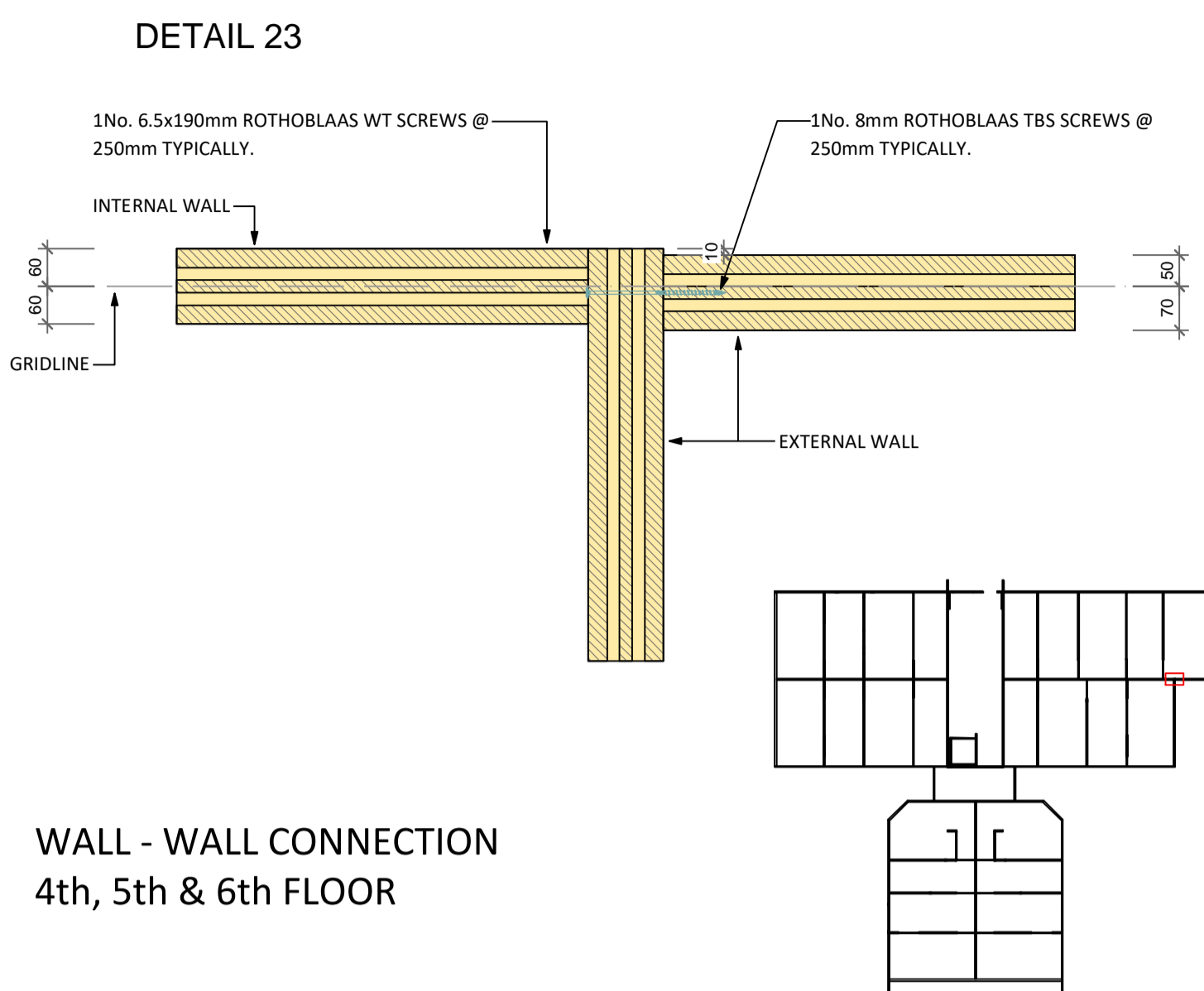
SOUTH FACADE PROJECTION CONNECTION

SECTION 19 - 1:10

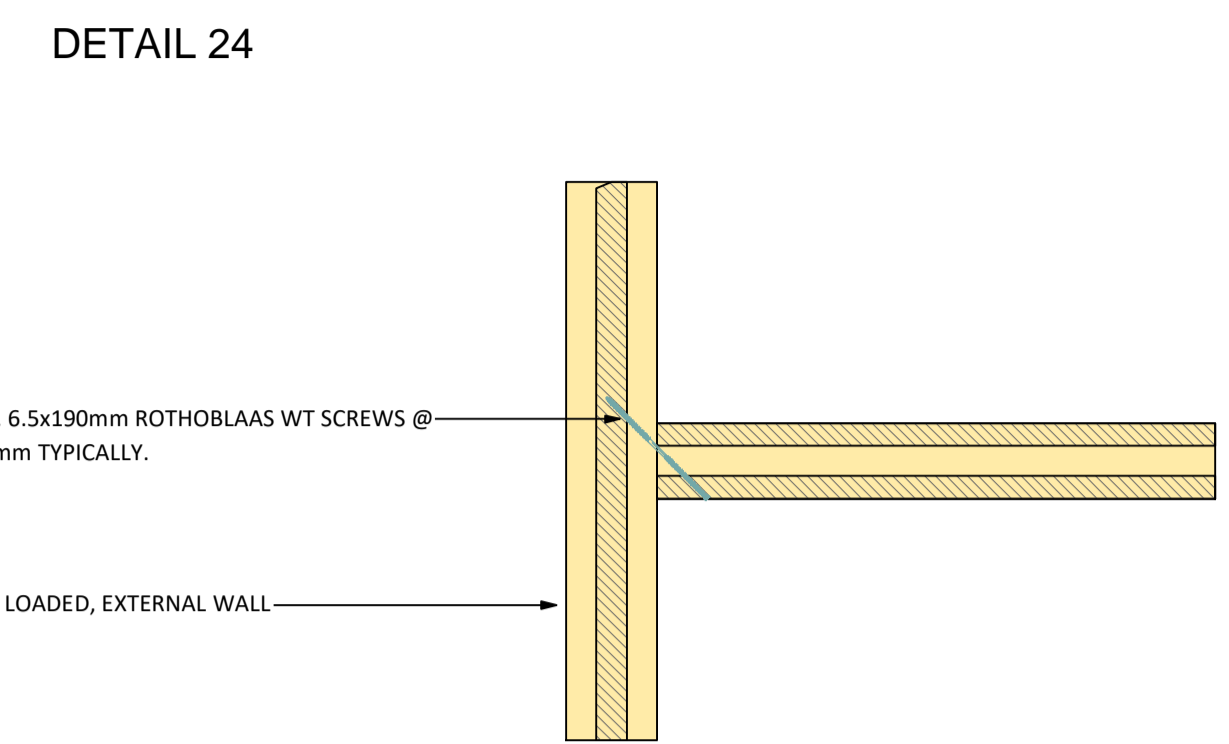
ACTION	
F1d	= 10 kN/m
F2d	= 1.3 kN/m
F5d	= 2.0 kN/m



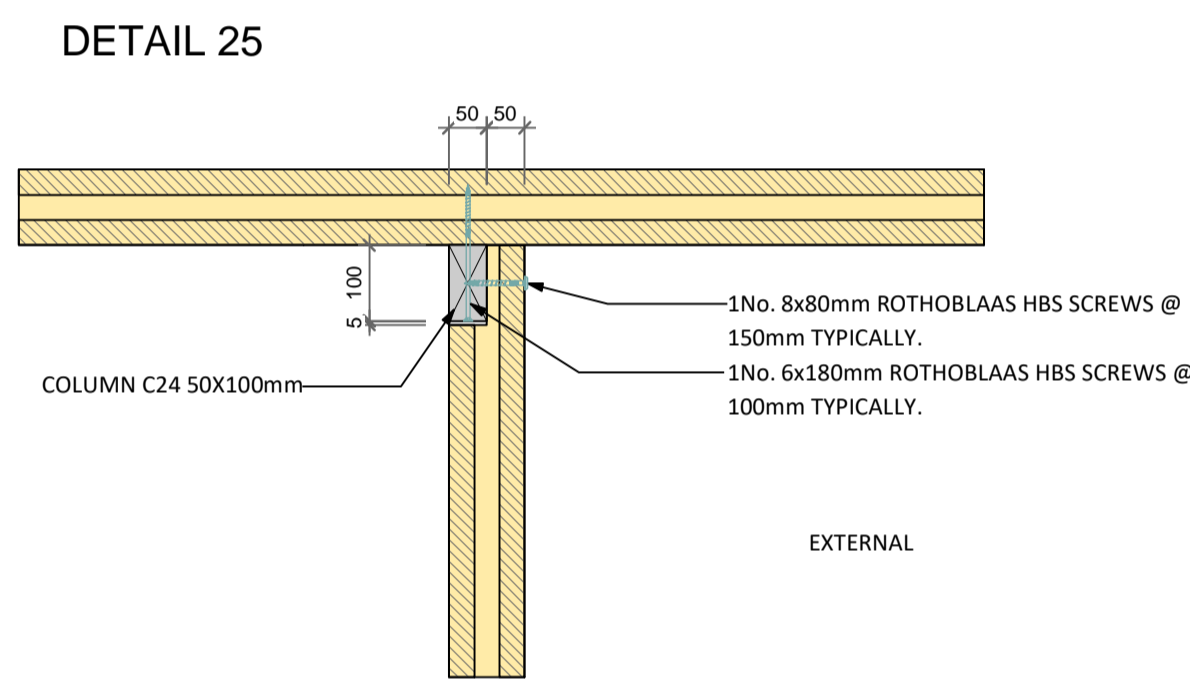
TYPICAL HALFLAP CONNECTION SLABS STAIRS



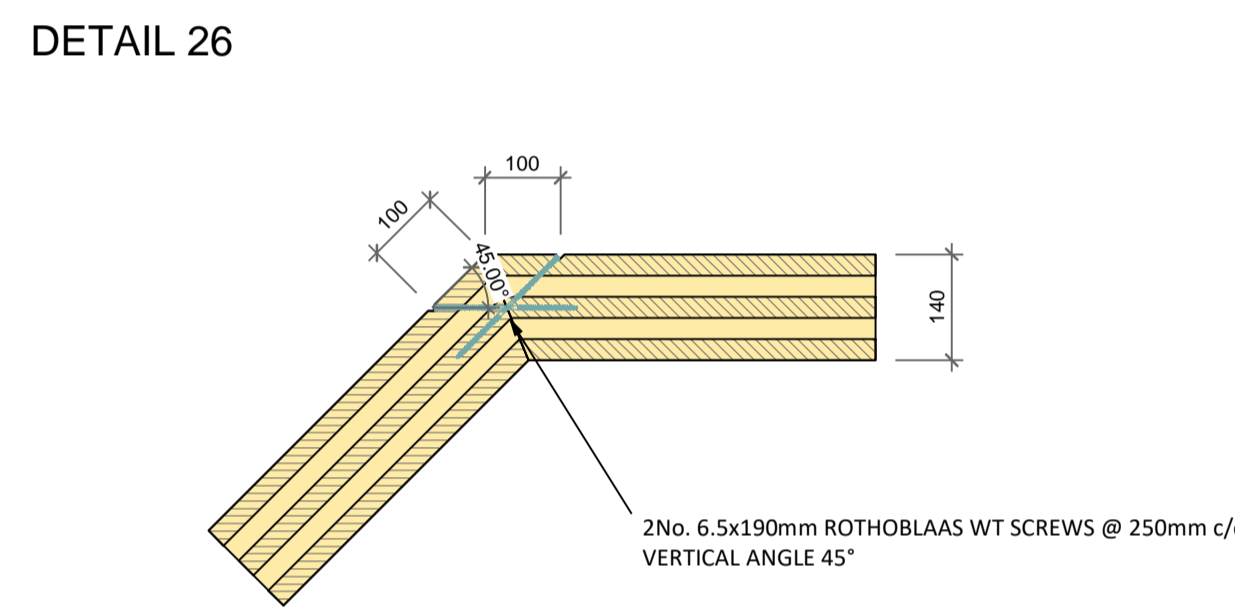
WALL - WALL CONNECTION  
4th, 5th & 6th FLOOR



WALL - ROOF CONNECTION  
ROOF LEVEL



WALL - WALL CONNECTION



WALL - WALL 45DEG STABILITY CONNECTION

ACTION	
VEd	= 20 kN/m

REV	DATE	AMENDMENT
-	01.04.16	ISSUE FOR APPROVAL
A	14.10.16	ISSUE FOR APPROVAL (After revision to 3d model and drawings from 28.07.16)
B	16.11.16	ISSUE FOR APPROVAL
C	02.12.16	ISSUE FOR CONSTRUCTION



**URBAN Limited**  
3rd Floor T +44 (0)20 7378 8476  
59 Lafone Street E info@urban.co.uk  
London SE1 2LX www.urban.co.uk

DRAWING TITLE  
**DETAILS 3**

STATUS  
**FOR CONSTRUCTION**

DRAWING NO. REVISION  
**2448\_GA\_403 C**

JOB TITLE  
**Yoker Clyde Riverside  
Elderslie Road  
G14 ONF Yoker Glasgow**

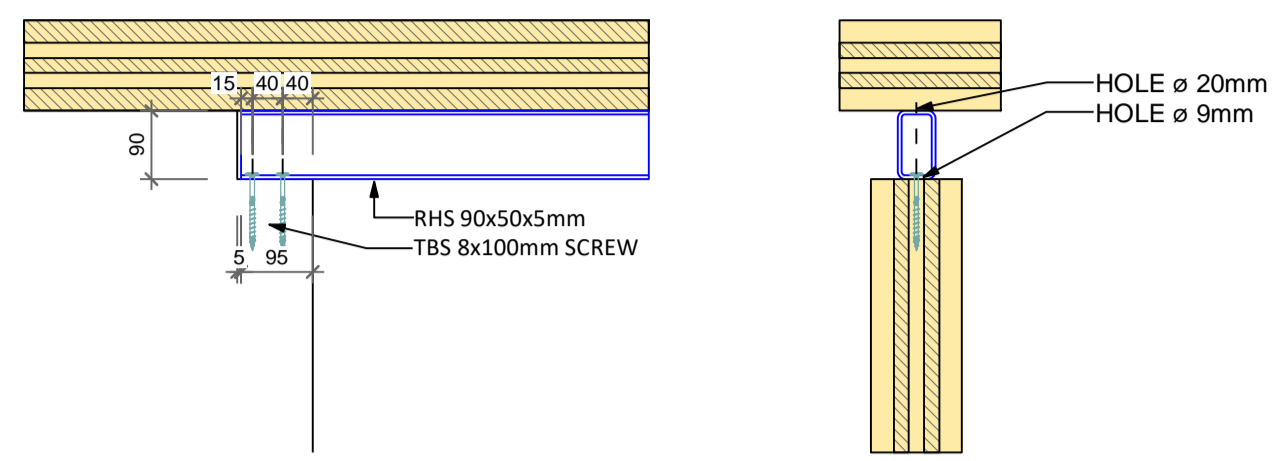
JOB NO.  
**2448**

SCALE @ A1	DATE	DRAWN	CHECKED
1: 10	01.04.2016	DN	TL

© COPYRIGHT  
THE COPYRIGHT IN THIS DRAWING IS VESTED IN URBAN LIMITED AND NO LICENCE OR ASSIGNMENT OF ANY KIND HAS BEEN OR IS GRANTED TO ANY THIRD PARTY WHETHER BY PROVISION OF COPIES OR ORIGINALS OF THE DRAWINGS OR OTHERWISE UNLESS OTHERWISE AGREED IN WRITING

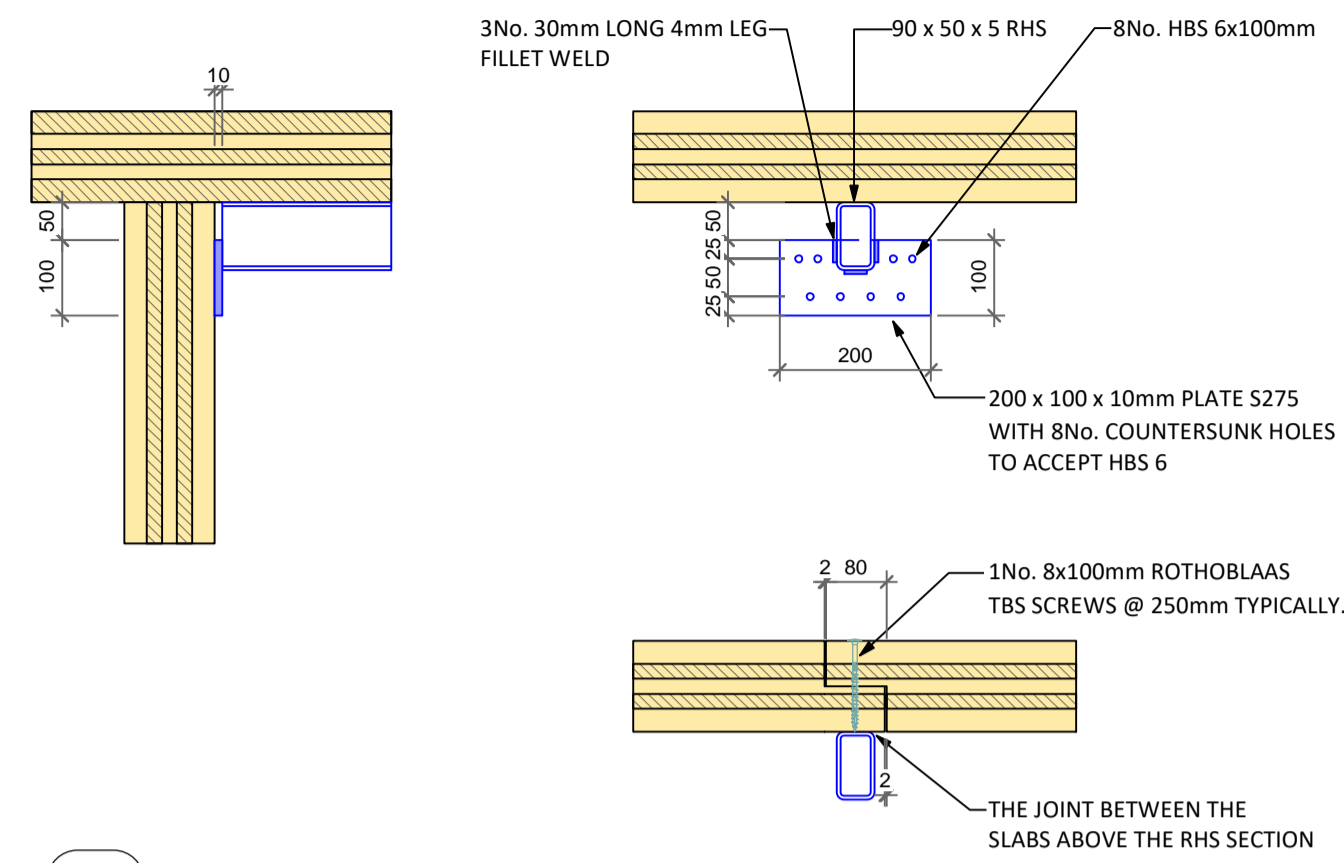
FOR ELECTRONIC DATA ISSUE  
ELECTRONIC DATA / DRAWINGS ARE ISSUED AS 'READ ONLY' AND SHOULD NOT BE INTERROGATED FOR MEASUREMENT. ALL DIMENSIONS AND LEVELS SHOULD BE READ ONLY FROM THOSE VALUES STATED IN TEXT ON THE DRAWING.

DETAIL 50



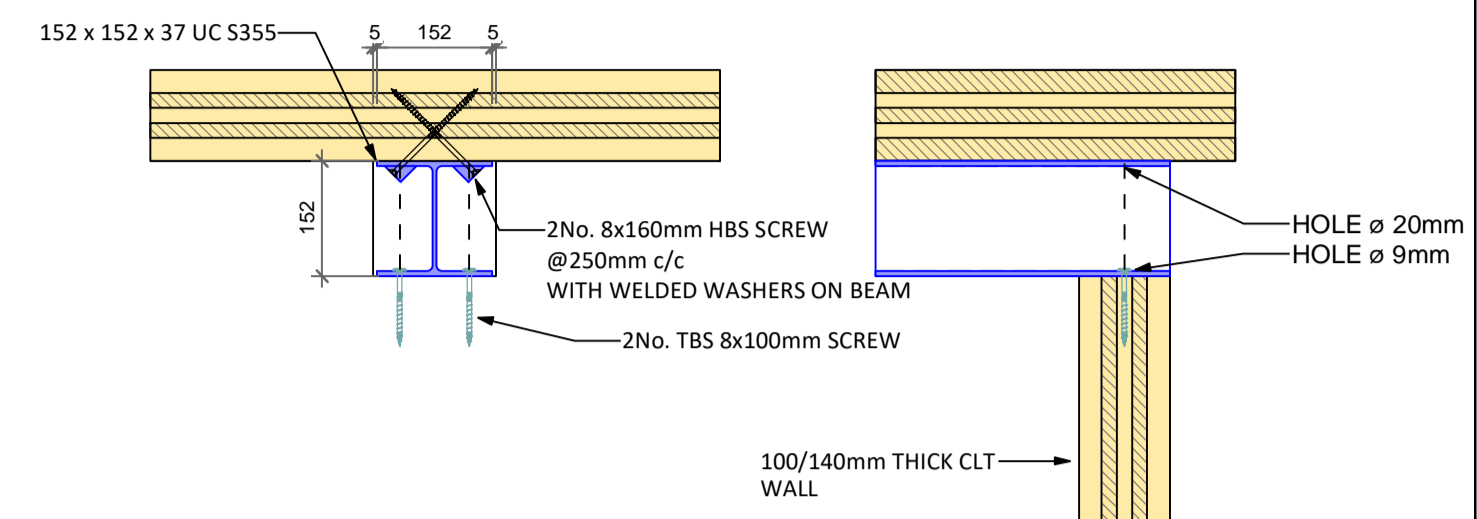
STEEL 1  
TOP WALL SUPPORT CONNECTION

DETAIL 51



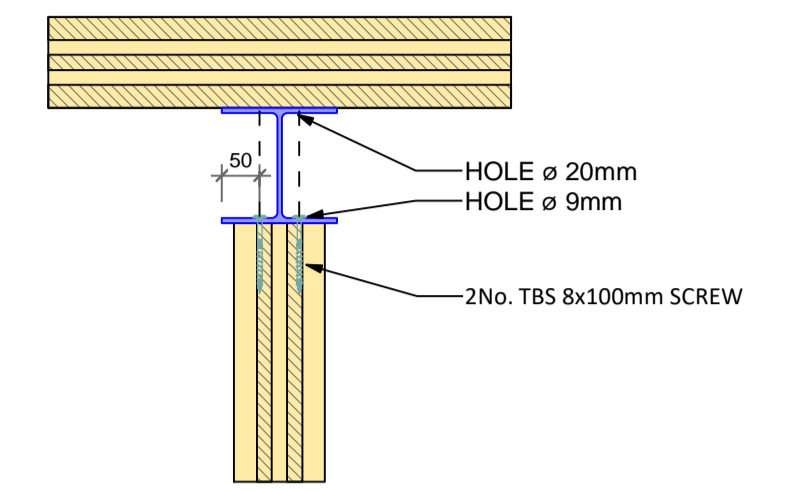
STEEL 2  
SIDE WALL SUPPORT CONNECTION

DETAIL 52



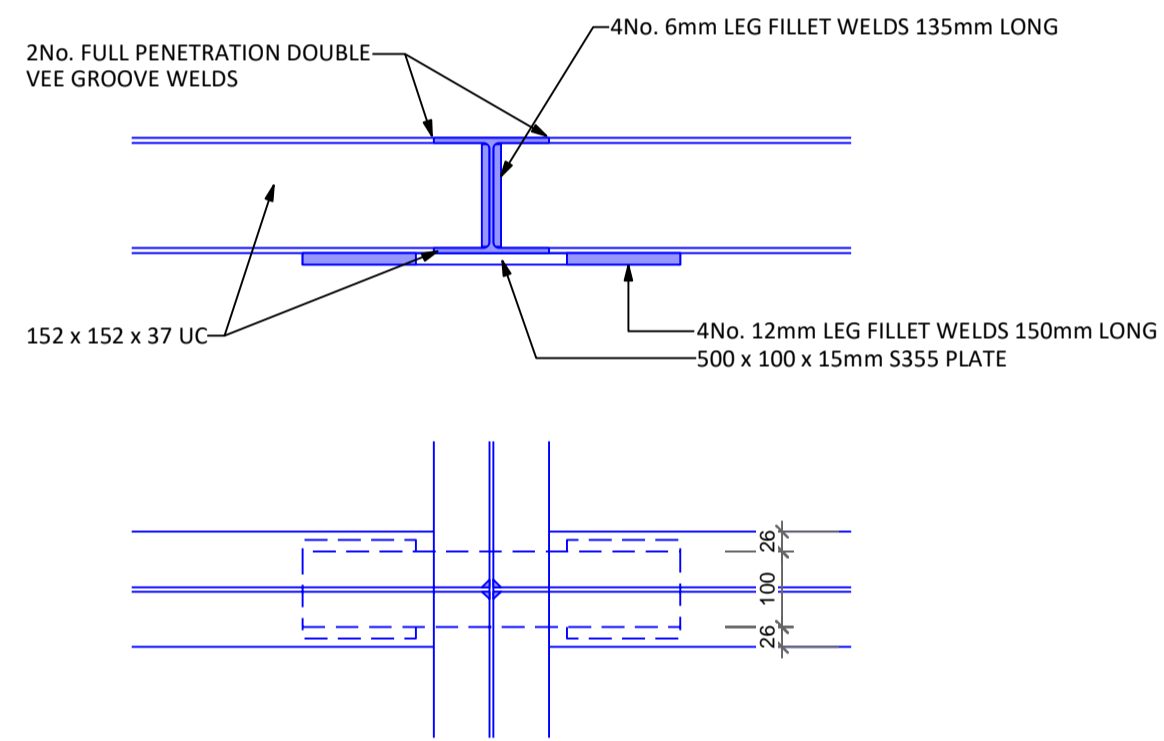
STEEL 4  
STEEL TRANSFER BEAM  
3th FLOOR

DETAIL 53



STEEL 5  
STEEL TRANSFER BEAM  
3th FLOOR

DETAIL 54

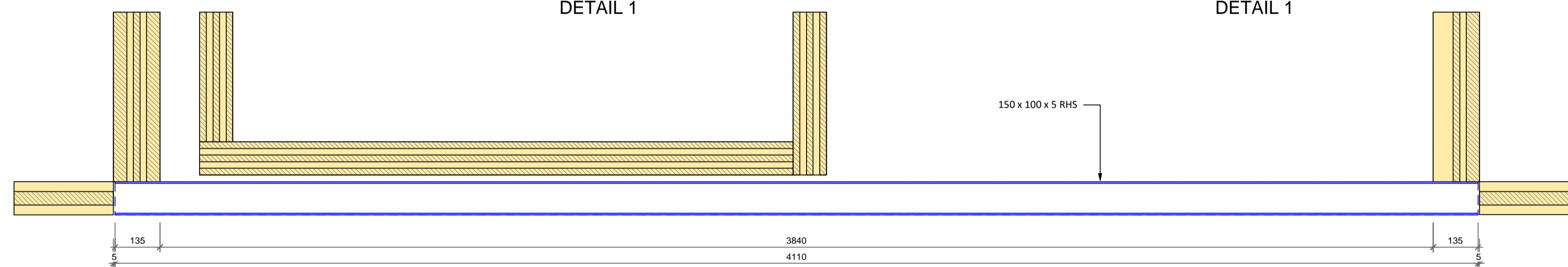


STEEL 6  
STEEL TRANSFER BEAM  
3th FLOOR

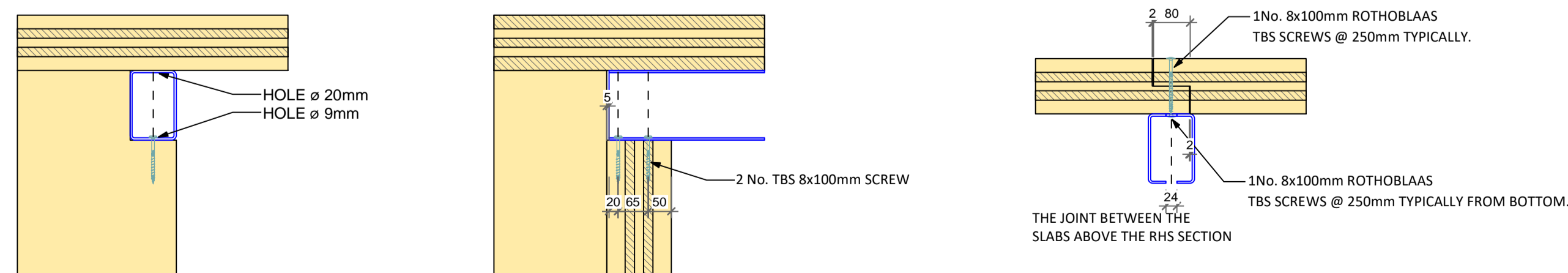
DETAIL 1

DETAIL 1

DETAIL 1



STEEL 6  
STEEL TRANSFER BEAM  
3th FLOOR



REV	DATE	AMENDMENT
-	01.04.16	ISSUE FOR APPROVAL
A	14.10.16	ISSUE FOR APPROVAL (After revision to 3d model and drawings from 28.07.16)
B	18.11.16	ISSUE FOR APPROVAL
C	02.12.16	ISSUE FOR CONSTRUCTION



**EURBAN Limited**  
3rd Floor  
59 Lafone Street  
London SE1 2LX

T +44 (0)20 7378 8476  
E info@urban.co.uk  
www.urban.co.uk

DRAWING TITLE  
**STEEL DETAILS**

STATUS  
**FOR CONSTRUCTION**

DRAWING NO. **244E\_GA\_404** REVISION **C**

JOB TITLE  
**Yoker Clyde Riverside  
Elderslie Road  
G14 ONF Yoker Glasgow**

JOB NO.  
**2448**

SCALE @ A1	DATE	DRAWN	CHECKED
1: 10	01.04.2016	DN	TL

© COPYRIGHT  
THE COPYRIGHT IN THIS DRAWING IS VESTED IN EURBAN LIMITED AND NO LICENCE OR ASSIGNMENT OF ANY KIND HAS BEEN OR IS GRANTED TO ANY THIRD PARTY WHETHER BY PROVISION OF COPIES OR ORIGINALS OF THE DRAWINGS OR OTHERWISE UNLESS OTHERWISE AGREED IN WRITING

FOR ELECTRONIC DATA ISSUE  
ELECTRONIC DATA / DRAWINGS ARE ISSUED AS 'READ ONLY' AND SHOULD NOT BE INTERROGATED FOR MEASUREMENT. ALL DIMENSION AND LEVELS SHOULD BE READ ONLY FROM THOSE VALUES STATED IN TEXT ON THE DRAWING.